



**File Name:** 707 roland manual.pdf

**Size:** 1869 KB

**Type:** PDF, ePub, eBook

**Category:** Book

**Uploaded:** 29 May 2019, 12:25 PM

**Rating:** 4.6/5 from 665 votes.

**Status:** AVAILABLE

Last checked: 17 Minutes ago!

**In order to read or download 707 roland manual ebook, you need to create a FREE account.**

[\*\*Download Now!\*\*](#)

eBook includes PDF, ePub and Kindle version

[☐ Register a free 1 month Trial Account.](#)

[☐ Download as many books as you like \(Personal use\)](#)

[☐ Cancel the membership at any time if not satisfied.](#)

[☐ Join Over 80000 Happy Readers](#)

### Book Descriptions:

We have made it easy for you to find a PDF Ebooks without any digging. And by having access to our ebooks online or by storing it on your computer, you have convenient answers with 707 roland manual . To get started finding 707 roland manual , you are right to find our website which has a comprehensive collection of manuals listed.

Our library is the biggest of these that have literally hundreds of thousands of different products represented.



## Book Descriptions:

# 707 roland manual



In no event shall Roland Corporation be liable to endusers for any damages whatsoever, including but not limited to financial damages for any loss of profits or information arising from the use of, or inability to use this updater. The foregoing provision is effective even if Roland Corporation has been advised of the possibility of such damages. Please read carefully the terms of this License Agreement before installing or using the SOFTWARE. By installing, copying, or starting the use of the SOFTWARE, you hereby consent to the terms of this License Agreement. Use of the SOFTWARE shall include loading the SOFTWARE into temporary memory i.e., RAM or installing the SOFTWARE into storage media i.e., hard disk of the computer on which you will use the SOFTWARE. Therefore, you must treat the SOFTWARE like any other copyrighted material i.e., a book or a CD. All rights that are not provided for herein are reserved by Roland. But you may permanently transfer the SOFTWARE and accompanying printed materials provided you retain no copies of the Software and recipient agrees to the terms of this License Agreement. If the SOFTWARE has been updated or upgraded, any transfer of the SOFTWARE must include the most recent update and all prior versions. You shall not use the remaining forms of media on another computer. Please read the instructions completely, and please note that you should use the SOFTWARE AT YOUR OWN RISK. In no event shall Roland be liable to endusers for any damages whatsoever, including but not limited to financial damages for any loss of profits or information arising from the use of, or inability to use this product. The foregoing provision is effective even if Roland has been advised of the possibility of such damages. Even if the SOFTWARE has any material, verifiable, and reproducible program errors, Roland shall have no liability to modify such errors. Upon such termination, you shall immediately stop using the SOFTWARE. All rights reserved. <http://www.bartongardens.pl/galeria/elite-64-user-manual.xml>

- **roland 707 manual, roland 707 specs, roland 707 groovebox manual, 707 roland manual, 707 roland manual download, 707 roland manual pdf, 707 roland manuals, 707 roland manual downloads, roland mc 707 manual, roland 707 manual.**



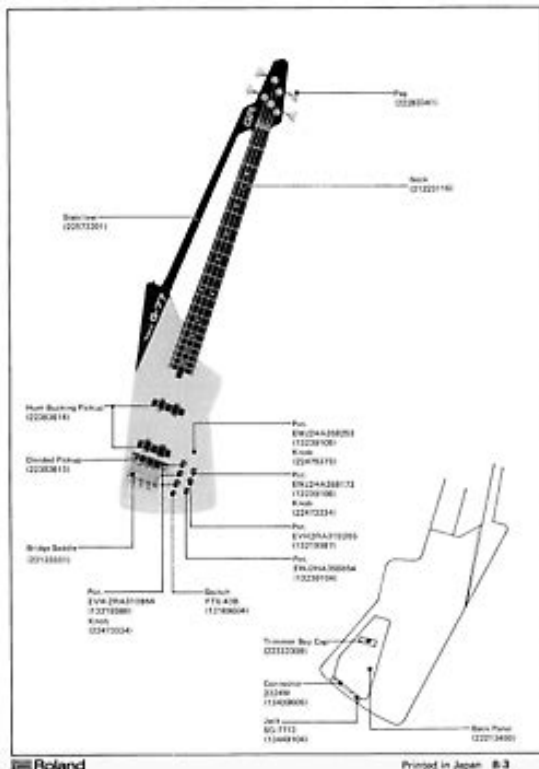
Immerse yourself in eight tracks of recording, sequencing, synthesizers, and effects, plus a curated palette of sounds, loops, and phrases. This overview looks at sounds, performance and production techniques that can help unlock production ideas and bring an edge to your live electronic music performances. Understanding Clip Mode can help you bring dynamic melodies, bass lines and rhythm tracks to your live electronic music sets. Stay up to date with Roland news, artists, promotions, events, and more. Provides an overview of key features, functions and operational tips. The Roland Worldwide Social Network keeps you connected to the latest products, exciting events, and much more. In no event shall Roland Corporation be liable to endusers for any damages whatsoever, including but not limited to financial damages for any loss of profits or information arising from the use of, or inability to use this updater. But does the science match up to reality. We test the industry's best and see which delivers the goods. Now hes sharing his knowledge with a community of studio pros. Here are our picks of the best Live controllers available in 2020. But does the science match up to reality. We test the industry's best and see which delivers the goods. Now hes sharing his knowledge with a community of studio pros. Here are our picks of the best Live controllers available in 2020. The MC707 loses points for the plastic, but claws them back with the sound editing. It was liberating, and it was democratising, as long as you could afford some kind of laptop. Hardware never totally lost its allure though, and companies like Elektron kept the allinone groovebox flag flying with idiosyncratic devices such as the Machinedrum and Octatrack. As far as Roland is concerned, it's all about the Aira range, and the latest incarnation of this is the MC707. Below this are 16 sequencer buttons and 16 larger backlit multi function, velocitysensitive, pads.<http://alvit-bk.ru/userfiles/elite-6930p-manual.xml>



At the right are master effect controls, and the allimportant display, essential for navigation and editing. The casing is disappointingly plasticfeeling and lightweight for something that costs over 800. Projects, clips, and samples are accessed from the SD card and demo content is provided alongside over 3,000 instrument and 80 drum kit presets. The buttons aren't grouped in a particularly logical way, with the Shift and Project buttons located way over on the left, while all other navigation and function buttons are on the right near the display, but I learn fast enough, and the process of creating a project feels smooth. You add a beat and then an instrument part, using the large pads as a simple oneoctaveatatime keyboard, or using the 16 sequencer buttons, and on and

on from there. There's also a chord mode, where you can assign chords to specific pads, which takes a bit of thought to set up but works well. There are eight tracks available per project, with three types of track to choose from Tone pitched instruments, Drums, and Looper samples. These sounds use Roland's new ZENCore sound engine, based on a combination of virtual analogue and PCM samples. There are plenty of editing options available, especially once you enable the Pro editing mode. The sounds are credible and useable, and impressive for this type of machine, especially once edited and combined in a mix. Drums of all type are well represented, including EDM, 909, 808, and other Roland kits, plus acoustic studio, 90s percussion, jazz and orchestral kits. The Looper has controls for pitch, speed, duration and playback as forward or backward loops, or one shots. There's no onboard slicing, although we do get two timestretching options Type 1, optimised for melodic parts, and Type 2, optimised for beats. The MC707 also features the Scatter effect, which will slice your parts according to individual settings for each of the large pads.

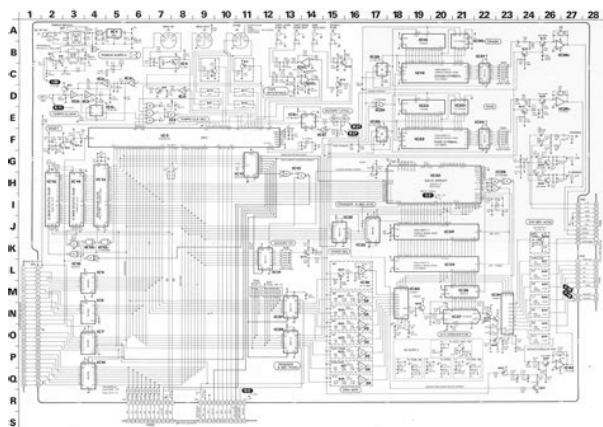
The nowfamiliar principle of clips and scenes is used here to trigger playback of parts and sections, with up to 16 clips per track, and eight scenes, you can get a project overview and launch clips and scenes from the display, or with the big pads. MIDI's available via USB, as well as with In and two Outs on regular DINs. Sadly there's no way to import or export MIDI files, which would add a bit more flexibility. Although there's only a hardware stereo out, each individual track can be captured via USB, so you could use, say, Ableton Live, to capture audio and MIDI from each track in real time to separate tracks in a Live project. The track and clip count on it is limited, and the display is a little oldschool, and so is the sampling, but what makes it more interesting is the range and editability of the instruments. In that light, export to Ableton projects on the SD card would be appreciated, so tracks could be finished with all the benefits of a computer. If this was the only bit of music gear you had, you could definitely create and perform music with beats and melodies without needing other hardware, and that's probably the most important characterisation of an effective groovebox. As to how essential it is, that depends on what other gear you already have, and how you like to work. Although it has a hefty price tag, the MC707 is not overly complex to use, which probably means it'll appeal to beginners or to, maybe, the techcurious DJ who wants to sync with their decks. The large pads below can be used for track mute functions. There are Filter, Mod and FX which depends on what's loaded in the track controls above the central faders, and the bottom pads can be put in Scatter mode. Scatter is very instant; Chords, not so much. Use these controls to commence recording, then to toggle the automation on or off; editing is available too, via a list in the display. The workflow and layout isn't for everybody.

**G-77** **SERVICE NOTES** *First Edition*

<http://www.familyreunionapp.com/family/events/bose-ps3-2-1-iii-manual>

Of course it's evolved, but that grabagroveandgo vibe persists, and no hardware can beat Live's effects manipulation. You can always unsubscribe so you won't receive any more emails by clicking on the unsubscribe link at the bottom of each email. When you purchase through links on our site, we may earn an affiliate commission. Learn more MusicRadar steps out of the box Much like their counterparts in Akai's MPC line, these sampler and synthequipped sequencers fell out of favour with much of the general public as musicmaking software became more powerful and modern tools like Ableton Live and NI Maschine made hardware solutions look old hat. With the success of their recent MPCs and Force, Akai have proved that massmarket production stations can stand up against a DAW. No surprise, then, that Roland have chosen now to breathe new life into the MC line. While the name and basic principle is the same, the MC707 isn't simply an update to those earlier grooveboxes. From sketching the foundations of a club track to acting as the centrepiece of a live setup, this latest MC ticks a lot of boxes The MC707 lands as a member of the brand's Aira line, and designwise it's more like the recent TR8S than the MC808 or MC909. And no, there's no DBeam here; for better or worse! In terms of size and weight, the 707 is almost identical to the TR8S. Its layout is fairly similar too, with the central area occupied by a bank of channel strips made up of faders and rotaries. The major difference, interfacewise, is that the TR8S' chunky stepsequencing buttons are replaced here by a bank of 16 rubber performance pads with a considerably smaller stepsequencer row above them. Also, the righthand side of the 707's panel is occupied by a screen and range of selection buttons used to navigate the instrument's various menus, parameter pages and arrangement tools. In total, the MC707 offers eight tracks, controlled and edited via its central bank of channel strips.


<https://academyvocgc.com/images/canon-eos-rebel-x-35mm-manual-pdf.pdf>



Each track can be assigned either a Tone polyphonic instrument, Drum multipart drum kit or Looper audio recorder. Recording and sequencing of these elements is then handled by the pads and sequencer buttons, to create Clips, which are recorded, arranged and played using a grid system like Ableton Live's Clip View. These are the best drum machines around right now Image credit Future ZENCore Both Drum and Tone generators make use of Roland's new ZENCore engine, using a mixture of PCM samples and virtual analogue. Despite this, the MC707 is packed with sounds from Roland's past, which on the whole sound excellent. There are multiple varieties of drum kits based around sounds from each of the company's classic groove boxes and instrument patches that take influence from Junos, Jupiters, 101 basslines and more. In total there are more than 3,000 Tone presets and 80 preset Drum kits, each made up of 16 individual drum sounds. The Tone and Drum generators are more than just preset players though; each has a decent amount of sound shaping parameters. Drum sounds can have each individual sample tune shaped, while the Tone engine offers a simple subtractive synth engine, whereby the source sound can be filtered, shaped and have effects applied. There's more customisation too, as users can import their own samples via USB to act as sources for Drum and Tone tracks. The Looper tracks are probably the least developed element of the 707 at present. These allow users to capture audio, either from the device's external inputs, the USB audio connection or from another track internally, and loop it as a clip within the 707's arrangement workflow. There are then edit controls to adjust the pitch, speed and duration of loops. Where the 707 lags behind some rivals is the lack of oneshot sampling or loop slicing.

<http://itmonza.com/images/canon-eos-rebel-manual.pdf>





This means it's currently not possible to, say, grab a vocal stab from a vinyl record and sequence it using the step sequencer, or chop up and retrigger a sampled drum loop without bumping the file to a computer first. Effects best of One area where the MC707 really shines is its effects. As with the TR8S, these are divided into track and master effects. Each track has a multieffect slot that can make use of processors from 90 options, covering everything from EQ and filtering to multiple varieties of reverb and delay model, compression, distortion and plenty of modulated processors. The Aira range's Scatter effect makes a return here too, selected via the bank of 16 pads. I wasn't that fussed on the whole Scatter concept when I first heard it on the original Aira range, writing it off as a bit of a generic beatrepeat tool. It's become considerably more interesting in recent iterations, however, with some interesting granular sound mangling effects on offer. It works particularly well here, coupled with the ability to resample to Looper tracks, allowing users to capture clips of audio with weird rhythmic effects baked in. The arrangement workflow is neat too. As mentioned, it uses a clipbased workflow that users of Ableton Live will feel at home with. Each track can contain up to 16 clips that can then be triggered either individually or as groups. As well as audio or note info, clips also contain parameter modulation, effects settings and Tone or Drum patches, meaning they can be used to switch between totally different sounds across a single track, which significantly widens the potential for using the MC707 as a live tool. There's no way to automatically string clips together into a full song or arrangement, so no way to export full projects. This is no huge issue though; the device can stream individual tracks as audio via USB, so there's a relatively simple bridge for getting work created on the hardware recorded in a DAW.

Personally I'd rather have the external effects loop than use that space for additional outputs. In all then, the MC707 is a nicely designed tool, and a welcome return to this corner of the market for Roland. Workflowwise, there are some niggles; the lack of one shot sampling, mainly, but there's also a lot of menu diving. Compared to Akai's MPC Live, with its large touchscreen, Roland have crammed a lot of underthehood parameters into a relatively small display. While this means workflow feels more focussed on the hardware itself, it also results in a fair amount of shiftpressing and scrolling through submenus. This is fine for playing drum kits, but lacks nuance for Tone instruments. You can change the responsiveness in the settings, but I still found myself resorting to using fixed velocities and editing later. On the whole though, the MC707 is powerful and

well designed, and we can see it becoming a creative hub for a lot of producers. From sketching the foundations of a club track to acting as the centrepiece of a live setup, this latest MC ticks a lot of boxes. Welcome back Roland. You will receive a verification email shortly. Please refresh the page and try again. You can unsubscribe at any time and we will never share your details without your permission. Visit our corporate site. Bath. BA1 1UA. All rights reserved. England and Wales company registration number 2008885. This may happen as a result of the following Javascript is disabled or blocked by an extension ad blockers for example Your browser does not support cookies Please make sure that Javascript and cookies are enabled on your browser and that you are not blocking them from loading. Even if chocolate chip is on your mind, our cookies make an important contribution to a great shopping experience. They help us to show you relevant offers, remember your settings to ease navigation on our website and alert us when the website is slow or unstable. You can view and manage further details and options here.

<http://www.cuerpomenteyespiritu.es/wp-content/plugins/formcraft/file-upload/server/content/files/16274f02e6d4ba---brother-label-maker-pt-65-instruction-manual.pdf>

Always with customised added value for musicians. Close Service Contact us Help Standard Delivery Times 739 Add to Basket 16% bought AKAI Professional MPC One 649 11% bought 1010music blackbox 549 5% bought Elektron Octatrack MKII 1,189 5% bought Teenage Engineering PO33 K.O. 75 Our most popular Samplers Compare Products Of these, 5 customers have written no texts or given their feedback in another language. 4 4 Customers 4 customers have given this product a 4star rating. Of these, 4 customers have written no texts or given their feedback in another language. 3 1 Customer One customer has given this product a 3star rating. No customer has written a text about this; or they have written a text in a different language. 2 1 Customer One customer has given this product a 2star rating. It does exactly what I need, is very intuitive to use, and sounds great. Im not a professional musician, so cant provide detailed feedback or comparisons to other products, but I like this one really a lot. Send report 10 text reviews in other languages available Rate product VAT Available immediately Available immediately This item is in stock and can be dispatched immediately. Standard Delivery Times. Trademarks and Copyrights are property of their respective owners. Login Registration is disabled. We use cookies to ensure that we give you the best experience on our website. If you continue to use this site we will assume that you are happy with it. Ok. The instrument is capable of 10voice polyphony. The alternate bass drum, snare and hihat sounds cannot be triggered simultaneously. The device offers 64 programmable patterns, which are editable via stepwrite or tapwrite, that can be sequenced together into any of four different tracks. There is also an output that allows the Rimshot to trigger hardware that accepts a voltage pulse. By using this site, you agree to the Terms of Use and Privacy Policy. Points are worth a 1p discount for every point you redeem.

We display the number of points available for a product on the products page on our website. Normally we will give you one point for every pound you spend, but watch out for double and triple points deals for even more savings! With the MC707, they've demonstrated their groovebox prowess, combining classic Roland sound with cutting edge functionality. Equal parts drum machine, synthesizer, sampler, sequencer and controller, this is a production powerhouse that's armed to the teeth! You've got 8 assignable tracks at your disposal, with 16 ultrasensitive pads for playing or sequencing drums, basslines or chord progressions. This means a mixture of classic and state of the art sounds with DAW like flexibility, all in one place. And yes, it includes the Roland classics TR808, TR909, TB303, JUNO106, and SH101. All 8 tracks have independent effects processors with a huge number of variations. From lush modulation to mindbending ambience, amp simulation to wild distortion. Add the final touch with master effects like filters, bitcrushers and bus compression for polished punchiness. Vibrant backlit pads, intuitive faders, an easily navigable button layout. The addition of a LCD screen makes tracking and composing easier than ever.



Whether you want it as a DAW controller or a fullyfledged centerpiece, it can hack it. You can connect it via USB and use as an interface; all 8 tracks can be individually recorded into your DAW. Slice loops at transient points and spread them out over the performance pads to create your own beats. Resample your new track back into the machine and mangle it again to create truly unique soundscapes. No problem, set the MC707 in any number of different scales to perform in new exciting ways whilst always staying in key with your track, while the chord designer function lets you create custom chords and assign them to a single key press.

If you are a traditional keyboard player, plug in an external midi controller to play the MC707 sounds and change parameters over its MIDI input. You can chain your clips together, so they play in a specific order, allowing you to create a song by automating changes between different sections. Use Midi clips on track to drive the sequence on an external piece of hardware before bringing its sound back into the MC707 as an audio insert on another track. What's even better is that you can apply Master Effects to these audio inserts on the MC707 too! Even better, save and export your own custom sounds to share with friends or use within the Roland Cloud Zenology plugin. Roland have created a full video manual to help you along the way. Terms and conditions apply. You can then choose which finance term youd like to apply for, and change your deposit if you wish. This is where your finance application is processed. Assuming your application is accepted youll be able to place your deposit and confirm your order right there. Get approval before 3pm and well send your order out the same working day stock permitting for next working day delivery! Andertons Music Co. acts as a credit broker and only offers credit products from Secure Trust Bank PLC trading as V12 Retail Finance. Andertons Music Co. is authorised and regulated by the Financial Conduct Authority. Credit provided subject to age and status. Comes with hundreds of preset sounds including the legendary 808 drum machine sounds. Really feels like youre playing an instrument as opposed to using a tablet like the MPC Live. Im super happy with it already and feel like Ive only just scratched the surface. My dream machine finally came true. That's why we want to make it as quick and easy as possible for you to get your order, safe and sound! Click the button below to read more. That's why we want to make it as quick and easy as possible for you to get your order, safe and sound! Click the button below to read more.

No delivery charges. Online user manual database Roland TR707 Initializing the Unit Restoring the Factory Settings. Buy and sell music gear on Reverb. Roland TR707 Manual.pdf. Rest easy with Reverb Buyer Protection. Filter; Brand Roland, Review mpntr707 for sale Rare Vintage Manual Roland Original Tr707. Roland tr 707 manual if you have this instrument, this is a must have. On this page you can download Roland TR707 service manual, parts catalog, schematic in PDF. This service manual, parts catalog, schematic can help you repair Roland Tr 707 User Manual 7R727 Perc Module, inspired by the original hardware series TR707 and TR. 727 by Roland. The Rack Extension counterparts, try to The Manual for Roland TR707. Yea, it works great for me. Is all of your stuff up to date for viewing PDF files. Roland TR707 1985 Programmable digital drum machine 10 voices based on 15 PCM samples. Listen to audio demos or read the full review. User manual for Roland TR707 product. View TR707 user guide online, or download Roland TR707 instruction manual for free. Get TR707 instruction in PDF format. Get TR707 instruction in PDF format. I exclusively Do myself a particular gamer. Reload to refresh your session. Reload to refresh your session. Stay up to date with Roland news, artists, promotions, events, and more. Provides an overview of key features, functions and operational tips. The Roland Worldwide Social Network keeps you connected to the latest products, exciting events, and much more. Overall, easy to use, cheap, well worth the money if you can get it at about 100USD or lower. Especially the clap is a nice rolandpeppyclap. Clash, ride, hihats and toms are the same as in the 909 Reproduction in whole or in part in any form or medium without express written permission from Sonic State is prohibited. The site may not work properly if you dont update your browser. If you do not update your browser, we suggest you visit old reddit. Press J to jump to the feed.

Your website must be famous. Thank you again!! Fabrizio Cyborg Studio Relaunch I just found your cool site while looking for info on a particular synth. Love what you guys have done. Tony Roland R8 Samples Your R8 samples sound good to me, like a professionally recorded sample set. Thank you!!! Sabine Cyborg Studio Relaunch Your website is invaluable to vintage gear junkies like myself. Thanks! Rich Cyborg Studio Samples Your Website is fantastic. Ian Prophet 600 Samples I just stumbled upon your website while looking for Prophet 600 preset demos great job on it. Keep up the good work. Jed Roland R8 Samples The R8 rocks. I love it. Thanks again for everything. Ugo Kurzweil K2661 Manual exactly what I needed. You've been a big help. Maurice Vintage Analog This is an awesome website, very inspiring. I wish I could buy all the sound sets from you, especially the old analog stuff. Manny Cyborg Studio Relaunch Thanks a lot for opening again the website. And also thanks for keeping the spirit of the classic electronic instruments alive!!! Pere By continuing to browse the site, you are agreeing to our use of cookies. Subscribe to our free newsletter No and its good so!! Separate outputs so external processing is not a problem. Sequencer features Amazing!!! I had heard about the reputation of TR sequencers but now I know firsthand what all that talk is about UTILIZATION Is it easy to make settings. Yes, the users manual explains everything. Is the users manual clear and comprehensive. I cant complain, I find it very clear. SOUNDS Do the presets fit your music style. No problem in my case Acid, house, vintage electro, etc. OVERALL OPINION Its my first TR and I find this Roland product amazing. The sequencer is mind blowing and I can only imagine the possibilities with a 808 or a 909. I understand why other manufacturers cant compete with it. I can say now that I have mastered the unit and I know every function.

After spending hours programming it I simply push the start button and I get fully programmed and edited beats out of the TR707. I needed a long time to learn how to use it but it was worth it. Its true that the TR707 enhances your creativity, but before you get to that point you must understand how it works otherwise you wont get too far. I bought it secondhand at an incredible price. Now that Ive mastered it, Im very happy with my purchase and I plan to buy another TR. Did you find this review helpful yes no UTILIZATION Simple but very limited. SOUNDS Roland did not understand. In the early 80s, everyone wanted samples of high quality. Roland TR persisted with its analog TR808, 606 and 909 and seeing the lack of success, to the filament sample with 707, 727, 505 and 626. The raw sound of these are mediocre Tr. Separate outputs will work anyway, but then what interest in 2013 if it is to make it to the rack effect that makes the sound. But if we know what we want, we already have the equipment to accommodate the separate outputs, and we find it a good price, or you want to do live, we can of course consider the purchase of this machine. OVERALL OPINION Many people think that 707 is a little sister 909, and 808, it is not. The misunderstanding was that TR has a rhythm expensive box that has the look with its 16 steps that light, but little sound like the most nerdy lowend modules 80. For much less, a Roland R8 offers many more possibilities, especially with the card samples 808. To be consistent, we need a 909, 808 or 606. A SP606 can also be a solution, despite the absence of separate outputs, as there are two multieffects built. This Tr 707 should be priced at 626 to have an interest on. But too many people think they have by purchasing access to the wand of beat maker. UTILIZATION Very simple configuration, the editing functions are accessed via the shift key. Very clear and didactic manual as usual brand.

The famous TR sequencer has not been matched to this day, it is a great pleasure to make beats with this type of sequencer. Coupled with proper reverb you get a very professional result and its incommensurate. My next three albums were composed on average of 30 minutes each, no compresion the plug, mini eq but my table has very good eq in short we spend more time having fun than trying have a big potato on the console, as stated above this machine has a huge sin. OVERALL OPINION I owned and sold x times. I have a lot of machines, the coolest feature, sound and sequencer, the less cool, I do not know. The price is really too OCCAZ pushed, do not fool around, this machine is great but EXTREMELY limited. The 90s revival of time Pernet speculators sometimes LITTLE STRICT to make money on the back bushel who wants to pay his 707 to the boyz noize. I

think we need to know before buying this machine if you end up with a machine that will do a very strong type of sound. For most bushels who feel too Roland, pay you samples, or think because due to its very exaggerated side, to know what we do or do shit dad for the money. We will retain this clunker that its sequencer typed TR for the rest it is downright terrible. UTILIZATION Operation is simple and does not require a particular expertise. The grip is in my mind fairly simple and the manual is more to navigate easily. Not possible to edit sounds and does not change anything in fact, the base is anyway quite unconvincing. SOUNDS And yes this is where everything falls apart. The sound is very bad, 6 and 8 bit stuck with this digital grain away from living models of the 808 or 909. The bellows falls quickly. No effect and all sounds very flat. She is saved by a sequencer that gives it a certain groove but it does not last, the illusion of having a BAR interesting does not. No sound comes to save the plastic box of the time it should have never escape.

<https://www.thebiketube.com/acros-bose-ps48-iii-manual>