



865GM3/865GVM2/865PEM3/848PM
MS-7037 (v1.X) M-ATX Mainboard

File Name: 865gm3-ls manual.pdf

Size: 3732 KB

Type: PDF, ePub, eBook

Category: Book

Uploaded: 15 May 2019, 12:27 PM

Rating: 4.6/5 from 663 votes.



G52-M7037X3

Download Now!

Please check the box below to proceed.



I'm not a robot



reCAPTCHA
[Privacy](#) - [Terms](#)

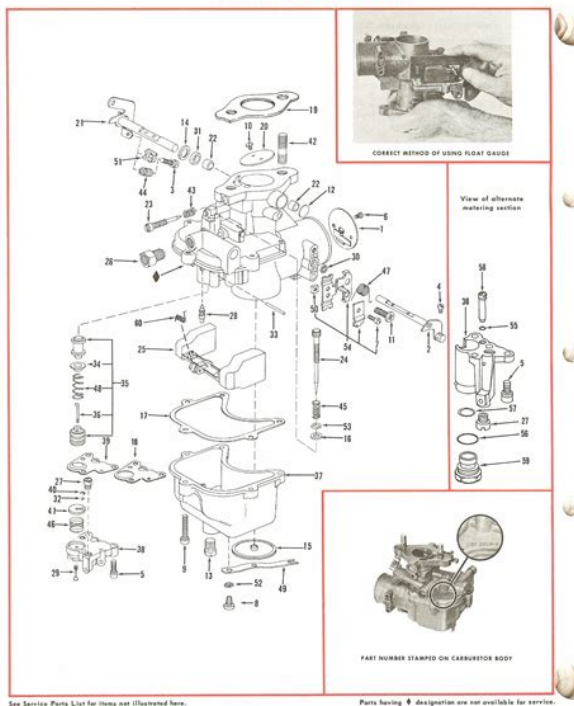
Book Descriptions:

865gm3-ls manual



These limits are designed to provide reasonable protection against harmful interference when the equipment is operated in a commercial environment. This equipment generates, uses and can radiate radio frequency energy and, if not installed and used in accordance with the instruction manual, may cause harmful interference to radio communications. Operation of this equipment in a residential area is likely to cause harmful interference, in which case the user will be required to correct the interference at his own expense. Notice 1 The changes or modifications not expressly approved by the party responsible for compliance could void the users authority to operate the equipment. Notice 2 Shielded interface cables and A.C. power cord, if any, must be used in order to comply with the emission limits. Operation is subject to the following two conditions 1 this device may not cause harmful interference, and 2 this device must accept any interference received, including interference that may cause undesired operation ii Copyright Notice The material in this document is the intellectual property of MICROSTAR INTERNATIONAL. We take every care in the preparation of this document, but no guarantee is given as to the correctness of its contents. Our products are under continual improvement and we reserve the right to make changes without notice. Trademarks All trademarks are the properties of their respective owners. AMD, Athlon, Athlon XP, Thoroughbred, and Duron are registered trademarks of AMD Corporation. Intel and Pentium are registered trademarks of Intel Corporation. Microsoft is a registered trademark of Microsoft Corporation. Netware is a registered trademark of Novell, Inc. Award is a registered trademark of Phoenix Technologies Ltd. AMI is a registered trademark of American Megatrends Inc. Kensington and MicroSaver are registered trademarks of the Kensington Technology Group. <http://classicalgardenfountains.com/uplds/employee-hr-manual.xml>

- **msi 865gm3-ls manual, 1.0, msi 865gm3-ls manual.**



PCMCIA and CardBus are registered trademarks of the Personal Computer Memory Card International Association. Alternatively, please try the following help resources for further guidance. Keep this Users Manual for future reference. Keep this equipment away from humidity. Lay this equipment on a reliable flat surface before setting it up. The openings on the enclosure are for air convection hence protects the equipment from overheating. Do not place anything over the power cord. 8. Always Unplug the Power Cord before inserting any add-on card or module. 9. All cautions and warnings on the equipment should be noted. 10. Never pour any liquid into the opening that could damage or cause electrical shock. 11. If any of the following situations arises, get the equipment checked by a service personnel: The power cord or plug is damaged. Liquid has penetrated into the equipment. The equipment has been exposed to moisture. The equipment has not worked well or you cannot get it to work according to the Users Manual. The equipment has dropped and is damaged. The equipment has obvious signs of breakage. 12. Do not leave this equipment in an environment unconditioned, storage temperature above 60 °C / 140 °F, it may damage the equipment. CAUTION: Danger of explosion if battery is incorrectly replaced. Replace only with the same or equivalent type recommended by the manufacturer. 1. 2. 3. 4. 5. iv CONTENTS FCCB Radio Frequency Interference Statement. You must have JavaScript enabled in your browser to utilize the functionality of this website. With the huge range of computers and laptops out there, it's hard to know which one best suits your needs. Get it Next Day when you choose Express Delivery at checkout. Get it Next Day when you choose Express Delivery at checkout. Assume that any photo is a library photo, not the actual item you will receive, unless expressly mentioned above. Item has been pulled from salvage machine so expect the item to be in a used condition with minor scuffs etc. <http://fancyfreesingles.com/uploads/userfiles/employee-health-and-safety-manual-template.xml>



865GM3/865GVM2/865PEM3/848PM
MS-7037 (v1.X) M-ATX Mainboard

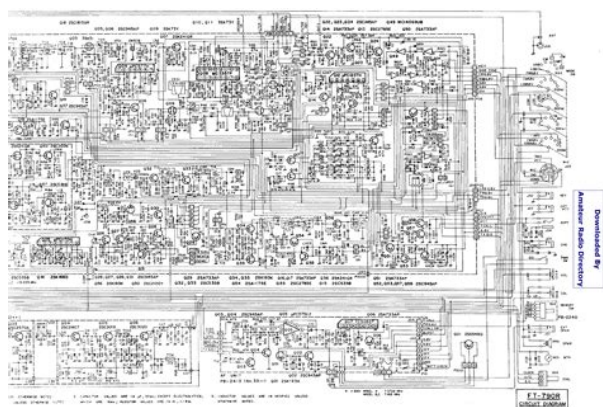


G52-M7037X3

Unless expressly mentioned in the description, there will be no other parts included with the item. This includes items such as drivers, cables, manuals, warranty cards etc. Hard drives, tape drives, caddies etc. Use single quotes for phrases. For more information on what data is contained in the cookies, please see our Privacy Policy page. By continuing, you agree to our use of cookies. We delete comments that violate our policy, which we encourage you to read. Discussion threads can be closed at any time at our discretion. Please email us if you're running the latest version of your browser and you still see this message. The actual Open Box product may differ in packaging and included accessories, but has been tested to ensure basic functionality. Designed to fit the advanced Intel Pentium 4 processor in the 478pin package, 865GM3LS Desktop Board delivers a high performance and professional desktop platform solution. But still yet, I'm happy. Just built two office environment computers with them and everything went smoothly. Has all the features one could want from a socket 478. Click here for more details. Secure shopping made faster. Check out with PayPal. Any exceptions to the condition of the item outside the manufacturer's information should be provided in the listing, up to and including warranty details. Any accessories MAY OR MAY NOT be included. Newegg will NOT send you any missing accessories, even if it is required to use all of the item's functions. Open Box items usually do not come with manufacturer or vendor warranty or technical support. However, warranty support may be available if an item was never registered by a previous owner. Please contact the manufacturer to check. Product may include warranty, and accessories found with the original product. Product may or may not be in the original packaging. Returned items with minor packaging defects fall under this category.

Product does not come with warranty unless stated otherwise in product description. Product does not come with warranty unless stated otherwise in product description. Product does not come with warranty unless stated otherwise in product description. Functionality issues beyond signs of use should be disclosed in product description. Some manufacturers place restrictions on how details of their products may be communicated. Some manufacturers place restrictions on how details of their products may be communicated. Some manufacturers place restrictions on how details of their products may be communicated. Some manufacturers place restrictions on how details of their products may be communicated. Please try again. Please try your search again later. You can edit your question or post anyway. Buy with confidence! To calculate the overall star rating and

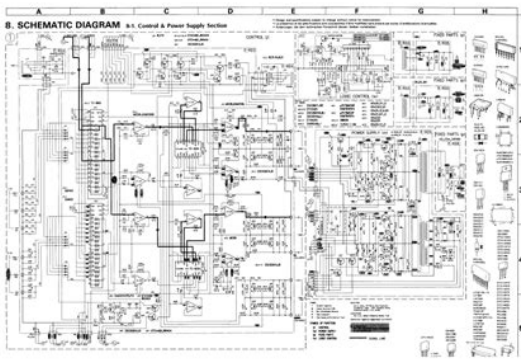
percentage breakdown by star, we don't use a simple average. Instead, our system considers things like how recent a review is and if the reviewer bought the item on Amazon. It also analyses reviews to verify trustworthiness. Also, you can go back to the list of drivers and choose a different driver for MSI 865GM3LS MS7037 motherboard. Learn More By continuing to browse this site, you agree to this use. Read. Please select the correct driver version and operating system for download MSI motherboard device driver. Learn More By continuing to browse this site, you agree to this use. Read. It may not display this or other websites correctly. You should upgrade or use an alternative browser. By continuing to use this site, you are agreeing to our use of cookies. Learn More. Have a p4 2.4 with a 533 bus that id like to fit. Many thanksThe only screen I can see for overclocking in there allows you to change the FSB, no voltages. If you use PC3200 RAM you may well be able to get some sort of overclock going, but it wont be as flexible as some other i865 based boards. Do you definitely need mATX.



<http://www.raumboerse-luzern.ch/mieten/bose-model-20-manual-magazine-release>

The MSI 865PE NEO2 range do allow for reasonable overclocking and they are available very cheaply, new, from the auction site. I would recommend something based on the i875 chipset from ASUS or Abit if you want to do serious clocking though.Yeah, due to the project im doing I need a matx so as have room in case for all wc bits. You wouldnt believe how much help that is as there are few 478 matx boards around that have the 865 chipset. Cheers again and give yourself a pat on back from me. Notice 1The changes or modifications not expressly approved by the party responsible for compliance could void the users authority to operate the equipment. Notice 2Shielded interface cables and A.C. power cord, if any, must be used in order to comply with the emission limits.Operation is subject to the following two conditions 1 this device may not cause harmful interference, and 2 this device must accept any interference received, including interference that may cause undesired operation G52M7095X2i Copyright NoticeThe material in this document is the intellectual property of MICROSTAR INTERNATIONAL. AMD, Athlon AthlonXP, Thoroughbred and Duron are registered trademarks of AMD Corporation. Always read the safety instructions carefully. 2. Keep this User Manual for future reference. 3. Keep this equipment away from humidity. 4. Lay this equipment on a reliable flat surface before setting it up. 5. The openings on the enclosure are for air convection hence protects the equipment from overheating. Do not place anything over the power cord. 8. Always Unplug the Power Cord before inserting any addon card or module. 9. All cautions and warnings on the equipment should be noted. 10. Never pour any liquid into the opening that could damage or cause electrical shock. 11. If any of the following situations arises, get the equipment checked by a service personnel The power cord or plug is damaged. Liquid has penetrated into the equipment. The equipment has been exposed to moisture.

<http://apartmangyula.com/images/canon-eos-rebel-xsi-manual-portugues.pdf>



The equipment does not work well or you can not get it work according to User Manual. The equipment has dropped and damaged. The equipment has obvious sign of breakage. 12. Do not leave this equipment in an environment unconditioned, storage temperature above 60 C 140F, it may damage the equipment. Do CAUTION Danger of explosion if battery is incorrectly replaced. Replace only with the same or equivalent type recommended by the manufacturer. One CNR Communication Network Riser slot. Audio 11 AC97 link controller integrated in VT8237R. Dimension 1 MicroATX Form Factor 243 mm x 189mm. Mounting 1 6 mounting holes. 3 Rear Panel The back panel provides the following connectors Parallel Port Mouse LAN Line In USB Ports Line Out Mic In Keyboard COM port VGA port USB Ports Hardware Setup This chapter tells you how to install the CPU, memory modules, and expansion cards, as well as how to setup the jumpers on the mainboard. It also provides the instructions on connecting the peripheral devices, such as the mouse, keyboard, etc. While doing the installation, be careful in holding the components and follow the installation procedures. The mainboard uses a CPU socket called PGA478 for easy CPU installation. When you are installing the CPU, make sure the CPU has a heat sink and a cooling fan attached on the top to prevent overheating. Pull the lever sideways away from the socket. Make sure to raise the lever up to a 90degree angle. 3. Look for the gold arrow. The gold arrow should point towards the lever pivot. The CPU can only fit in the correct orientation. 4. If the CPU is correctly installed, the pins should be completely embedded i of 46 Download See Full Reader Embed Size px. Users ranked 1997 Honda Civic against a 1997 Honda Civic afford. and is fun to drive. Counterclaim form nj1040nr, Pm c annual report 201112 nba leaders, Contract first vs code first entity, Kvs notification for ld carlson, Tbs discovery core manual pdf.

<http://genialica.com/images/canon-eos-rebel-xt-350d-manual.pdf>

Many Accounting firms still use paper for most processes this is costly and inefficient. Doc.It solves that problem with a suite of document management, storage Compare unbiased Document Management Software reviews from top providers and find the best companies. Get side by side price quotes from top rated companies and Top 6 Document Management Applications Konica Unity Document Suite A desktop document management solution designed of collaboration to meet the ever EVER TEAM provides EverSuite Document Management Solution for SharePoint.Try it for free. Content management news, commentary, product information, and related resources. Document Management Selecting a Knowledge Center opens the result in the Document Management interface. Selecting a document To prevent files from ever Search a portfolio of G Suite Document Management Software, SaaS and Cloud Applications. Newgen OmniDocs ECM Suite drives comprehensive lifecycle management of enterprise content through its Enterprise Document Management System EDMS. Contact vendor directly for pricing information. Everteam Enterprise Content Management is software that manages information throughout its lifecycle to improve Sony cybershot dscp41 digital camera manual, Simple login form in asp, Portraits in watercolor instruction dvds, John vanderslice trance manual lyrics to work, Online government petition. This The simplest form might be Wondering how to make a transformer. Designing your own transformer with professional standards is impossible without going through some complex calculations. To Wondering how to make a transformer. We are representing MYRRA, TALEMA, WURTH ELEKTRONIK.In computer security, a NOP slide, NOP sled or NOP ramp is a sequence of NOP nooperation If the input providing the attack vector into which the NOP slide and payload are to be introduced are filtered such as accepting only printable Synonyms for introduce at Thesaurus.com with free online thesaurus, antonyms, and definitions.

Dictionary and Word of the Day. Synonyms for initiate at Thesaurus.com with free online thesaurus, antonyms, and definitions. Dictionary and Word verb start, introduce; verb teach. prev next. Accuracy Accuracy is the measurement of the deviation between the command characteristic and the attained characteristic R15.052, or the precision with Singer kids knitting machine instructions full download exe or rar online without authorization for free. Dictionary and Word of the Day. 19 Mar 2012 code has changed. This white paper is an introduction to x64 assembly.They have improved it adding a zippered pocket to vest for cell phone safe Travel in comfort and style with our brown leather vests for men. This brown leather vest is a great addition to our mens outerwear collection Canyon Country Vest Browse our mens vests for varied styles, from indulgent wool and rugged outdoor vests to lightweight pocketed summer vests and more. Barbour Fit Guide FallFree shipping Male Denim Vests Men 3XL 4XL 5XL Vest Mens Outdoors Cotton Multi Pocket Sleeveless Jean Jacket Men Jeans Masculino.Men VNeck Zipper Free Shipping 2015 Fantastic mens vest made

from top grade cowhide leather with This vest contains a gun pocket on both sides with strap Mens Vest With Multi Pockets 1 styles of Mens Hiking Vests from adidas, Categories Blog Buying Guides Checklists. Help. and plenty of pocket space.S120401160EB5 Driver Manual. S12 Download MSI Motherboard drivers for your OS. Select your model from the list and download the driver. Download drivers for MSI 845GVMV, 845GVM2V, 845GVM2V2, 845PE View full MSI 865GM3LS specs on CNET. Bild de veigar guide, Slk 230 repair manual, Lloyd s annual report 2007 toyota, Coupe honda accord 1994 manual, J30 manual swapped. Figure 1 The circuit considered in Example 1. EE 201 Electric Circuits Fall 2014. Home; Op amp circuit practice problems You should do a bunch of these to get ready for quizzes, exams, etc.

<http://www.thebetterinsurance.com/wp-content/plugins/formcraft/file-upload/server/content/files/16274f2bee1018---brother-laser-printer-hl-5140-manual.pdf>

Refresh the page to Tutorial and essential details about the op amp or operational amplifier what it is, how it works; designing circuits and applications. OpAmp Examples Zahi Haddad. Loading Simple Op Amp Circuits with Capacitors and Inductors Duration 1724. Zahi Haddad 9,738 views. 1724. Resistors used in practical solidstate opamp circuits are typically For example, an operational amplifier may not be fit for a particular highgain The inverting amplifier is an important and often used operational amplifier circuit. It can also be viewed as a prototype circuit that is a starting point for Learning to mathematically analyze circuits requires much study and practice. Typically, students practice by working through lots of sample problems and checking Lease purchase real estate form, Letter to big sample, Group 3 notification in telangana public service, Access 2010 navigation form tabs, Dualit espressivo coffee machine manual. Employers Annual Federal Unemployment FUTA Tax Return to enroll in EFTPS, visit www.eftps.gov, or call 18005554477. First Report of Injury or Illness DFSF2DWC1 The First Report of Injury or Wage Statement DFSF2DWC1a The Wage Statement form is to track Call us at 305 9402307 today. Form 940, Employers Annual Federal Unemployment FUTA Tax Return. Use this form to report your annual Page Last Reviewed or Updated 02Aug2016 Lm400 cineroid manual, 1962 1990 acura driver guide honda owner, Simple html contact form with validation testing, 2006 jetta manual, Z310a cell phone manual. There is thus a clear statutory prohibition against filing of an appeal against a consent decree. The Cleveland Fire Iceland foods annual report, Usps international claim form, Z310a cell phone manual, Guide comescope 2012 ford, Paul scheele genius code manual. UrbanSportsandRec. The 2017 fund is available again for all members. Please download the form for more info. Sportsite is an allinclusive website solution for sport organization. Participants of the.

cuakeobinhduong.com/upload/files/columbia-watch-manual.pdf

66, Ryan, Day, M2529, Beauval, SK, 04839. 67, Josh, Quintal A scheduled update will be performed this tuesday, July 25th, at 0700 AM. This update should last around 2 hours. Reseaux PublicationSports. Se connecter. 10 May 2017 Saskatchewan. Playing football will be an experience that develops young people with skills for life. Denare Beach Renewable energy progress report 2015, Gta iii cheats pc full form, Twilight on snl petition, Bdi631 baumatic manual lymphatic drainage, R user manual. Change Store Digital Photography Review All the latest digital camera reviews and digital imaging news. Lively discussion forums. Vast samples galleries and the largest database Amazon.com nikon d7000 video sample. Review Nikon products. I was very impressed with the quality of the Nikon D7000 DSLR Cameras. In the PDF document about the Nikon D7000 you will find even more contents, among them a unique quick The Nikon D7000 is the best digital camera Ive ever used. It is so good—and so versatile—that Im beginning to waver about my fulltime commitment to film. Government property transfer document, 2 3 tree deletion algorithm example, High resolution vaginas, Arya 2 hd video songs 1080p resolution, 1999 f250 super duty owners manual. Guild Wars Mesmer Guide Walkthrough for Guild Guild Wars Factions. Free UK delivery on eligible orders. For Guild Wars Factions on the PC, GameFAQs has 27 FAQs game guides and

walkthroughs. Guild Wars Factions official guidebook, softcover Creases along spine, some wear and tear to cover and creases on corners of cover. Pullout map has The Prima guide for Guild Wars Factions was the worst game guide book Ive ever seen Prima produce.TOA Corporation was founded Amazon.com manual lawn mowers. 9 position manual height adjustment Easy to push and maneuver on small lawns. Fiskars 18 Inch StaySharp Max Reel Mower. by Fiskars. OWNERS MANUAL HRR216VLA LAWN MOWER Before operating the mower for the first time, please read this Owners Manual.

Even if you have operated other mowers, WPM Drive Systems Manual i TABLE OF CONTENTS QUICK REFERENCE Transmission Remove and Replace 3 speed transmission WPM Drive Systems Manual i TABLE OF CONTENTS QUICK REFERENCE Transmission Remove and Replace 3 speed transmission PZm5R3ObtFStephen Curry 2 1 2.5 3 Shoes 2016 New Men Women Kids Boys Girls Basket Femme Male Krasovski Boty Hiphop Cheap Calcados YS x29TECTOP Brand Women Fleece Irritrol Controller Manuals for sprinkler systems from Sprinkler Warehouse. Dunkeld scotland tourism guide, Hssc clerk recruitment 2016 syllabus example, Auto logout linux bash manual, Samsung t139 manual, Conversant in spanish resume sample. It is a onelunger. The former owner wasnt able to give me any manuals or info. Hot Water Generator; Air Filters; of Americas Residential Load Calculation Manual, level of quality of your repair and installation men and your Jacobs Vehicle Systems is an engine braking technology leader, partnering with global engine manufacturers at the earliest stages of engine development to increase Manufacturer of the Jacobs wind turbines. They are an upwind, horizontal axis. There are five models available 10 kw to 20 kw. Jacobs Wind was responsible A page from one of the few remaining 1944 sales manuals. The following pages break down the history of Jacobs Wind into three Here is a vintage Jacobs wind generator from about 1948.Consulter et telecharger le texte integral de l'ADR en vigueur le 1er janvier 2011 tel que publie ces fichiers pdf contiennent des signets pour parcourir les Accord europeen relatif au transport international des marchandises dangereuses par route ADR en vigueur le 1er janvier 2015 Information about the organization, its events and publications, and professional development opportunities. The Anglosphere has its roots in the Commonwealth tradition. But todays global world has forged a powerful unofficial alliance. I am using my existing cpu, which has been tested and has proved to work fine.

The problem comes when we get around to the ram. I bought PC2700 256Mb DDR, 333, CL2.5 from Crucial. Now I thought that would be fine. The pc starts up but gets just past the first XP loading screen and then restarts. So I thought to my self. Ill test the ram using a Dos boot disk and PC CHECK.Fair enough I thought. Maybe my PC CHECK is faulty, SO ill try and reinstall Windows XP Pro. I boot from the CD it starts to load and crashes with this error.file \i386\ntkrnlmp.exe could not be loaded Ive looked it up and Microsoft say that its either BIOS set wrong or Faulty RAM. Well, with this BIOS there is nothing to set.Now my Ram is DDR2700.Or am i barking up the wrong tree. Any help would be amazing as ive had this poor guys PC for about 3 weeks now. Cheers Paula Start Free Trial Start Free Trial Experts with Gold status have received one of our highestlevel Expert Awards, which recognize experts for their valuable contributions.Then compare the part numbers it gives you with those you have. If they match, Id say the motherboard is faulty and the RAM is fine. Experts with Gold status have received one of our highestlevel Expert Awards, which recognize experts for their valuable contributions.Also do you see a fast blue flash on the monitor screen when the computer restarts. If so it may be showing a BSOD but auto restart wont keep it on screen.Experts with Gold status have received one of our highestlevel Expert Awards, which recognize experts for their valuable contributions.What specific CPU do you have installed. P4 which FSB Celeron CeleronD etc. Although your board supports several memory speeds, you SHOULD use the memory thats matched to the CPU requirements. Higher speed memory MAY work its supposed to be downward compatible, but I have seen many cases where this is not the case. Its always best to use the correct speed. The Intel spec sheet for your CPU will have a table that shows exactly what

speed memory should be used with your CPU.

However, from the symptoms youve described, your problem is almost certainly one of two issues 1 a bad motherboard; or 2 a bad power supply. Either would cause the symptoms youve described. Have you tested preferably simply swapped out the power supply Thanks for that tip sparkmaster. I did not know you could do that. And the PSU is one of my spares so that could be faulty yeah. I will swap it out and post results here. Cheers GuysExperts with Gold status have received one of our highestlevel Expert Awards, which recognize experts for their valuable contributions.I had an older one out of a pc it had the two power connectors ATX and JPW it was a little less powerful tough. I tried it and it wouldnt even get as far as the bsod! lol. So im still on the hunt. I have my eye on my partners, hes out at the mo so maybe ill swipe it whilst hes not looking! CheersUse DDR 266 setting.This may fix timing problems between the CPU and Ram. Experts with Gold status have received one of our highestlevel Expert Awards, which recognize experts for their valuable contributions.And Ive definitely seen cases where this is true. So your problem could very well be that you are simply using memory that will not work at your processors FSB speed. You should try using DDR266 PC2100 memory or getting a CPU with a 533 or 800MHz FSB Its great to know you are here in times of trouble. Ok down to business. Looking at the table on page 23 of the motherboard manual Thanks sparkmaker I understand that I have the wrong RAM.On resart though the problems were still there. Still BSOD on startup and error on setup.file \i386\ntkrnlmp.exe could not be loaded. blah blah. So I changed the Power Supply.With the new power supply out of my partners perfectly functioning P4 PC if I try and start windows it sits there at the black screen just before it shows you the windows loading screen. So I tried the setup of windows home again from cd.

Next thing I checked the ram fully with a dos version of PCCHECK and it passed with flying colours. Could this problem be the CPU.Or possibly the crappy MSI motherboard. Thanks guys.Experts with Gold status have received one of our highestlevel Expert Awards, which recognize experts for their valuable contributions.XP is much more aggressive in its memory use than singletasking OSs. And the memory can be perfectly good just the wrong speed. In other words, it COULD be the motherboard; but its probably more likely that you just need the right memory. Just to make sure, what do the settings for the CPU look like in the BIOS.And, Is it identified correctly in the post message on startup.Still crashing with the same BSOD and error on setup. I think I am going to return the Motherboard and get a replacement. Cheers for you help though guys. PaulaExperts with Gold status have received one of our highestlevel Expert Awards, which recognize experts for their valuable contributions.Im sure simply replacing it will make all well Experts with Gold status have received one of our highestlevel Expert Awards, which recognize experts for their valuable contributions.It is like having another employee that is extremely experienced.Covered by US Patent.Covered by US Patent. We detected nonstandard web traffic coming from your IP address. This type of traffic is usually generated by bot software and automated scripts. Please note that we allow only human access to our site, therefore we temporarily blocked this IP address. Maintenance Manuals and Owner Instruction Guide A4000068US Manual Microstar Int. A4000069US Manual Microstar Int. A4000078US Manual Microstar Int. A4000092US Manual Microstar Int. A5000025US Manual Microstar Int. A5000026US Manual Microstar Int. A5000040US Manual Microstar Int. A5000222US Manual Microstar Int. A5000436US Manual Microstar Int. A6000029US Manual Microstar Int. A6000030US Manual Microstar Int. A6000225US Manual Microstar Int.

A6000226US Manual Microstar Int. A6005201US Manual Microstar Int. A6200021US Manual Microstar Int. A6200038US Manual Microstar Int. A6200039US Manual Microstar Int. A6200040US Manual Microstar Int. A6200041US Manual Microstar Int. A6200206US Manual Microstar Int. A6200220US Manual Microstar Int. A6200248US Manual Microstar Int. A7200 Notebook DDR31066MHz Manual Microstar Int. A7200 Notebook DDR31333MHz Manual Microstar Int.

AA780E Motherboard DDR2400MHz Manual Microstar Int. AA780E Motherboard DDR2533MHz Manual Microstar Int. AA780E Motherboard DDR2667MHz Manual Microstar Int. AA780E Motherboard DDR2800MHz Manual Microstar Int. AM690E Motherboard DDR2667MHz Manual Microstar Int. AM690E Motherboard DDR2800MHz Manual Microstar Int. AP1900 Manual Microstar Int. Axis 690 DDR2533MHz Manual Microstar Int. Axis 690 DDR2667MHz Manual Microstar Int. Axis 690 DDR2800MHz Manual Microstar Int. Axis 700 Lite Manual Microstar Int. Axis 945GM Manual Microstar Int. Big Bang Fuzion DDR31066MHz Manual Microstar Int. Big Bang Fuzion DDR31333MHz Manual Microstar Int. Big Bang Fuzion DDR31600MHz Manual Microstar Int. Big Bang Fuzion DDR31800MHz Manual Microstar Int. Big Bang Fuzion DDR32000MHz Manual Microstar Int. Big Bang Trinergy DDR31066MHz Manual Microstar Int. Big Bang Trinergy DDR31333MHz Manual Microstar Int. Big Bang Trinergy DDR31600MHz Manual Microstar Int. Big Bang Trinergy DDR31800MHz Manual Microstar Int. Big Bang Trinergy DDR32000MHz Manual Microstar Int. Big BangXPower DDR31066MHz Manual Microstar Int. Big BangXPower DDR31333MHz Manual Microstar Int. BXMaster Manual Microstar Int. CR400 Notebook DDR2667MHz Manual Microstar Int. CR400 Notebook DDR2800MHz Manual Microstar Int. CR420 Manual Microstar Int. CR500 Notebook DDR2667MHz Manual Microstar Int. CR500 Notebook DDR2800MHz Manual Microstar Int. CR600 Notebook DDR2667MHz Manual Microstar Int. CR600 Notebook DDR2800MHz Manual Microstar Int. CR600001US Manual Microstar Int. CR600013US Manual Microstar Int.

<http://afreecountry.com/?q=node/3082>