

9d manual patch



File Name: 9d manual patch.pdf

Size: 3658 KB

Type: PDF, ePub, eBook

Category: Book

Uploaded: 3 May 2019, 20:56 PM

Rating: 4.6/5 from 684 votes.

Download Now!

Please check the box below to proceed.



I'm not a robot



reCAPTCHA
[Privacy](#) - [Terms](#)

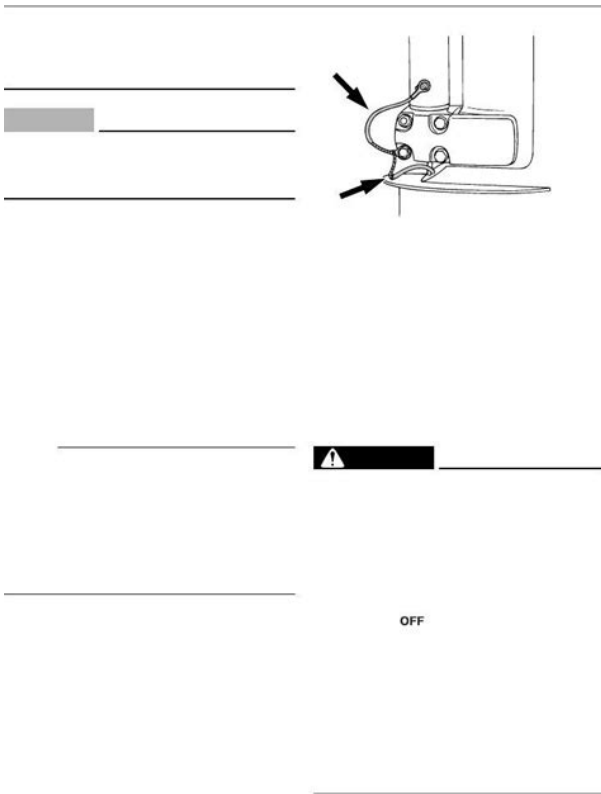
Book Descriptions:

9d manual patch



You may have to register before you can post click the register link above to proceed. To start viewing messages, select the forum that you want to visit from the selection below. UserFriendly Manuals. Product Instructions. It may not display this or other websites correctly. You should upgrade or use an alternative browser. I have tried also through Steam with the same result. I tried to reinstall it through Steam but to no avail. I have tried disable the AV and Firewall, still stuck at this checking client version thing. FYI, its not my internet because I can uninstall and redownload the game through Steam smoothly. Internet connection is fine. However, this error is coming up. The article as published on June 23, 2020, is preserved as below. Xiaomi's Android ecosystem is designed in such a way that the version of their custom Android skin, aka MIUI, gets more importance than the underlying Android version. MIUI 12 is the latest major release for Xiaomi devices, and the first batch of "Closed Betas" has been available for a bunch of smartphones in China since late April. The global version of MIUI 12 appeared almost a month later for a handful of devices in the form of "stable beta", which is intended for Mi Pilot users only. The update for the Mi 9 is rolling out in Europe, while the OTA is hitting the global variant of the Mi 9T Pro in a staged manner. Unlike the "stable beta" release, existing MIUI 11 users are receiving incremental OTA updates this time. You can either wait for the update to land on the device or directly sideload the appropriate update package onto your phone using the download links provided below. Keeping aside the convoluted update naming convention, the company prefers to control the sideloading ability for beta testers through serverside Mi Account whitelisting, which makes manual installation virtually impossible on devices with an unauthorized account and a locked bootloader. <http://catskillpatriots.org/userfiles/epson-tm-h6000ii-manual.xml>

- **9d manual patch.**



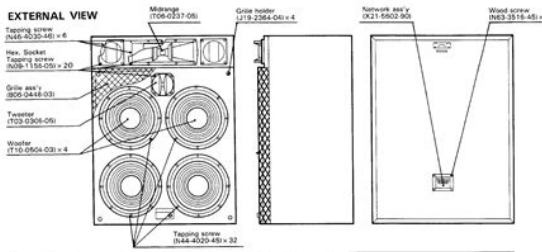
The builds linked above should be treated as partial stable release, and they might get opened up as part of the broadscale stable release in the near future, but we can't ensure anything concrete at this moment. If you get the error message related to Mi Account authorization while sideloading, you can flash the update through TWRP. Even though these are official update files, it is always a good idea to back up the important data on your phone before flashing. Changelog The full changelog for MIUI 12, when updating from MIUI 11, is as follows Highlights MIUI 12. Yours alone. System animations New Allnew physically based animation engine with advanced architecture will refresh your device's look. New Dynamic window technology takes switching screen orientation to a new level. System visuals Brand new visual design works for all types of content and languages. Magazinelevel layouts bring important things into the spotlight and make content structure clear. Super wallpapers New Super wallpapers break physical boundaries and keep inspiring you with every touch. Fix Status bar colors weren't displayed correctly in the Dark mode Privacy protection New MIUI 12 is the first Androidbased mobile OS that went through the rigorous enhanced privacy protection testing. New Use secure sharing to control what additional data is sent along with shared items. Floating windows New Pull down a notification sent by a messenger app to turn it into a floating window. New Floating windows keep apps running in the foreground even when you pause to do other things. New You can minimize a floating window using a full screen gesture. New You can open an app in a floating window directly from Recents. Optimization Press and hold an app preview in Recents to choose between Split screen and floating windows. Control center New Swipe down from the upper right corner of your screen to open Control center. New Animated icons are a joy to look at.<http://ekvatorbl.com/userfiles/epson-tm-88iv-manual.xml>

3-WAY 6-SPEAKER SYSTEM

MV-9D

SERVICE MANUAL

KENWOOD

©1991-4 PRINTED IN JAPAN
B51-4326-00 (T) 371

SPECIFICATIONS

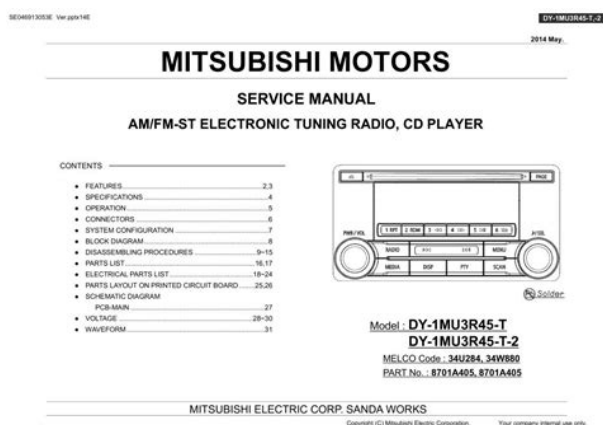
Note:
KENWOOD follows a policy of continuous advancements in development. For this reason specifications may be changed without notice.

System	3-Way 6-Speaker System
Enclosure	Bas-Reflex, Floor Standing
Loudspeakers	
Woofer	300 mm (12 in) Cone Type x 4
Midrange	Sectoral Horn Type
Tweeter	Diffraction Horn Type
Nominal Impedance	8 ohms
Peak Input Power	700 Watts
Sensitivity	100 dB/W at 1 m
Frequency Response	20 Hz to 50,000 Hz
Crossover Frequency	1,000 Hz, 5,000 Hz
Terminals	Screw Type
Dimensions	
Width	685 mm (26-15/16 in)
Height	900 mm (35-7/16 in)
Depth	451 mm (18-1/8 in)
Net Weight	25 kg (55 lbs)
Enclosure Finish	High density particle board laminated with simulated wood grain vinyl
Accessories	Speaker Wire

Optimization Control center is now closed by incoming calls Optimization Press and hold redirection options Fix Brightness adjustment bar couldn't be used when Control center was opened for the first time Fix Toggle order wasn't correct on the old toggle panel Fix Switching SIM cards crashed the app in some cases Fix Accessibility features weren't available in the editing mode Dark mode New Dark mode support is also provided for third party apps now. New Contrast is lowered automatically in low light conditions to protect your eyes. New Wallpapers can be displayed in darker palette when your device switches to Dark mode. Casting New You can hide private items while casting and minimize the window to multitask. Always on display Fix Lock screen items were shown on the Always on display Lock screen Fix Fingerprint unlock didn't work on Always on display in some cases Removed Lock screen and Always on display issues in Second space Home screen New Animated Home screen icons are neat and satisfying. New App drawer allows you to keep your Home screen neat and categorizes apps so you can find them faster. New We've added a new animation for uninstalling apps. New Gravitational animations make returning to Home screen look seamless and natural. Camera New New Pro mode features and descriptions Optimization Pro mode parameter naming Weather New New animations bring the weather from outside directly to your screen. Settings New Lite mode simplifies your device and brings essential features up front. New New full screen gestures for switching between apps are available. Notes New You can create folders with notes now. New New dynamic backgrounds look gorgeous. New Tasks are completed with a satisfying animation now. New Checklists of subtasks make managing your agenda much simpler. Security New New animations feel natural and refreshing. New Binging your favorite shows will be more convenient with our new video toolbox.

Thanks to XDA Recognized Developer yshalsager for providing the download links! An avid user of Android since the Eclair days, Skanda also likes to follow the recent development trends in the world of singleboard computing. August 30, 2020 August 29, 2020 August 29, 2020 August 28, 2020 August 26, 2020 August 26, 2020 The XDA App is the fastest way to access the forums on mobile. Customizable gesture control for any Android device. Labs is an independent app store that gives developers full control over their work. It is now a valuable resource for people who want to make the most of their mobile devices, from customizing the look and feel to adding new

functionality. Hosted by Leaseweb Were Social. Always get Apple software updates from one of these sources, and always check these sources to make sure that you have the latest software version. If neither icon is present, the package is unsigned, and you shouldn't install it. If you see a different certificate authority, or the certificate doesn't have a green checkmark indicating that the certificate is valid, don't install the package. If they match, the signature is verified click OK and allow the installer to continue. If any file has an issue, installation stops without changes to your system, and you'll see a message that the installer encountered an error. Privacy Policy Terms of Use Sales and Refunds Site Map. This means that any connection using these protocols will no longer work as expected, and no support will be provided. In order to continue to access packages from packages.microsoft.com after that date, organizations will need to enable TLS 1.2 or a later version. August 27, 2020 1130 AM PT To remain supported after this date, we recommend that you update your devices to the latest version of Windows 10.



<https://congvienhisan.vn/vi/bose-v35-manual>

August 26, 2020 1000 AM PT If your organization receives updates directly from Windows Update, or has devices enrolled in the Windows Insider Program Beta or Release Preview Channels for validation purposes, you don't need to take any action. Windows 10, version 20H2 will automatically be deployed to these devices via an enablement package. For details on other options, see Windows 10, version 20H2 available for commercial prerelease validation. August 21, 2020 1200 PM PT. The preview update for Windows 10, version 2004 will be available in the near term. For more information on the different types of monthly quality updates, see our Windows 10 update servicing cadence primer. August 20, 2020 0200 PM PT This update addresses two Windows Remote Access Elevation of Privilege vulnerabilities. We recommend that you install these updates promptly. For information about the update, see KB4578013. For more information about these vulnerabilities, see CVE20201530 and CVE20201537. Note These vulnerabilities were already addressed for all other supported OSes in the August 11, 2020 release. August 19, 2020 1000 AM PT While we know this change will be difficult for some customers, we believe that customers will get the most out of Microsoft 365 when using a modern browser like the new Microsoft Edge. Also note, while you should no longer access Microsoft 365 apps and services using IE 11, we want to be clear that IE 11 isn't going away and it will continue to be available for use with any of your web apps that require it. For details on the phased deprecation of support, see Microsoft 365 apps say farewell to Internet Explorer 11 and Windows 10 sunsets Microsoft Edge Legacy. August 17, 2020 1000 AM PT Read about the tools available to assist with this and other update processes optimizations in Prioritize investments in tools to accelerate Windows deployment.

<https://www.efg-badoeynhausen.de/images/canon-powershot-g1x-manual.pdf>

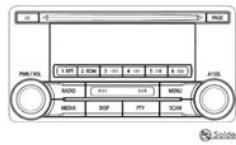
MITSUBISHI MOTORS

SERVICE MANUAL

AM/FM-ST ELECTRONIC TUNING RADIO, CD PLAYER

CONTENTS

• FEATURES	2-3
• SPECIFICATIONS	4
• OPERATION	5
• CONNECTORS	6
• SYSTEM CONFIGURATION	7
• BLOCK DIAGRAM	8
• DISASSEMBLY PROCEDURES	9-15
• PARTS LIST	16-17
• ELECTRICAL PARTS LIST	18-24
• PARTS LAYOUT ON PRINTED CIRCUIT BOARD	25-26
• SCHEMATIC DIAGRAM	27
• PCB MAIN	29-30
• VOLTAGE	31
• WAVEFORM	31



Model: **DY-1MU3R45-T**
DY-1MU3R45-T-2
 MELCO Code: 34U284, 34W880
 PART No.: 8701A405, 8701A405


MITSUBISHI ELECTRIC CORP. SANDA WORKS

Copyright (C) Mitsubishi Electric Corporation.

Your company internal use only.

August 14, 2020 0230 PM PT Learn about the new Windows Settings view in the August 2020 update, in Improving the update discoverability experience. August 14, 2020 0230 PM PT Read about the steps to configure WSUS to use HTTPS, including details on how to apply the necessary certificates, in Security best practices for Windows Server Update Services WSUS. August 14, 2020 0230 PM PT We recommend that you install these updates promptly. August 11, 2020 1000 AM PT This vulnerability applies to domain controllers running Windows Server 2008 R2 SP1 and later. Microsoft is addressing the vulnerability in a phased twopart rollout starting with the updates released on August 11, 2020. We recommend that you apply the updates with priority that address CVE20201472 to all of your Windows Server being used as Active Directory domain controllers. Here is what you need to know If you are running a supported version of Windows Server and have automatic updates enabled, you are automatically protected and do not need to take any further action. If you are managing updates on behalf of your organization, you should download the latest updates from the Microsoft Security Update Guide and apply those updates to your Windows servers as soon as possible. You will need to monitor your Domain Controllers for events related to noncompliant devices. These devices will need to be addressed before the Q1 2021 DC enforcement phase or risk devices being denied access. For more information, see How to manage the changes in Netlogon secure channel connections associated with CVE20201472. If you are running an unsupported version of Windows Server, we recommend that you upgrade to the current version of Windows Server to benefit from the latest security protections. August 11, 2020 1000 AM PT.

<http://gentaur-diagnostics.com/images/canon-powershot-g10-manual-pdf-download.pdf>



July 31, 2020 1000 AM PT This is the next step in our continued efforts to adopt Secure Hash Algorithm 2 SHA2, which better meets modern security requirements and offers added protections from common attack vectors. For more information see SHA1 Windows content to be retired August

3, 2020. July 28, 2020 0548 PM PT The preview update for Windows 10, version 2004 will be available in the near term. July 21, 2020 0200 PM PT We recommend that you install these updates promptly. July 14, 2020 1000 AM PT This vulnerability applies to all versions of the Windows Server and is addressed in the normal monthly security update release. While we have not observed an attack exploiting this vulnerability, we recommend that you apply this update that address CVE20201350 to all of your Windows Server devices with priority. If that is not possible, then deploying the workaround detailed in KB4569509 Guidance for DNS Server Vulnerability CVE20201350 is recommended until you are able to install the update. For more information about this vulnerability, see the Microsoft Security Response Center blog, July 2020 Security Update CVE20201350 Vulnerability in Windows DNS Domain Name System Server. July 14, 2020 1000 AM PT. This change enables those running premium editions of Windows 10 e.g. Pro, Enterprise, Education to remain on a given Windows 10 release for a longer period of time. For more information, see Simplified Windows Update settings for end users. June 30, 2020 1000 AM PT. Based on your feedback and the increase in standard business operations, we will resume optional releases beginning in July 2020 for Windows 10, version 1809 and Windows Server, version 1809 and later. We are also instituting a few changes to simplify the update process and help you continue to stay current with Windows 10 and Windows Server. For more information on these changes, see the Windows IT Pro Blog.

These releases will continue to contain all previous updates to keep your users protected and productive. June 17, 2020 1000 AM PT See the Windows IT Pro Blog post for more information. June 16, 2020 0230 PM PT Get an overview of our plans for this next release and find out how you can leverage the Windows Insider Program to preview the latest features today. June 16, 2020 0230 PM PT We recommend you only install this optional update if you are affected by this issue. For more information, see the known issues section for your version of Windows 10 or see the links below. All affected versions of Windows have now been addressed. June 16, 2020 1000 AM PT We recommend that you install these updates promptly. For more information on the different types of monthly quality updates, see our Windows 10 update servicing cadence primer. May 27, 2020 1000 AM PT Need proven tips and best practices on how to deploy Windows 10, version 2004 across your organization whether devices are on premises or being utilized by a remote workforce. See Deploying a new version of Windows 10 in a remote world. Looking for information on what's new in Windows Server, version 2004. See the Windows Containers blog. May 27, 2020 1000 AM PT We recommend that you install these updates promptly. May 12, 2020 0945 AM PT. Note For information on optional updates starting May 2020, see Timing for upcoming Windows optional C and D releases. April 21, 2020 1000 AM PT Since Windows Server containers don't have a servicing stack like Windows Server or Windows client, in-place updates cannot be used for containers. It is, therefore, recommended that you leverage the monthly updates to automate the creation of updated container images or manually update your existing images. Bookmark the new Windows Server container update history page to access the latest updates. April 14, 2020 1000 AM PT We recommend that you install these updates promptly.

<http://mission4recruitment.com/wp-content/plugins/formcraft/file-upload/server/content/files/16280405ec0b80---bruel-u0026-kjaer-2270-manual.pdf>

For more information on the different types of monthly quality updates, see our Windows 10 update servicing cadence primer. To help ease some of the burdens customers are facing, we are going to delay the scheduled end of service date for the Home, Pro, Pro Education, Pro for Workstations, and IoT Core editions of Windows 10, version 1809 to November 10, 2020. This means devices will receive monthly security updates only from June to November. The final security update for these editions of Windows 10, version 1809 will be released on November 10, 2020 instead of May 12, 2020. For more information, see Windows lifecycle fact sheet and Lifecycle changes to end of

support and servicing dates. April 14, 2020 0845 AM PT We recommend you only install this optional update if you are affected by this issue. For instructions on how to install this update for your operating system, see the KB for your OS listed below, all of which were released March 30, 2020 Windows 10, version 1909 KB4554364 Windows 10, version 1903 KB4554364 Windows 10, version 1809 KB4554354 Windows 10, version 1803 KB4554349 Windows 10, version 1709 KB4554342 March 30, 2020 0145 PM PT In response to these challenges we are prioritizing our focus on security updates. Starting in May 2020, we are pausing all optional nonsecurity releases C and D updates for all supported versions of Windows client and server products Windows 10, version 1909 down through Windows Server 2008 SP2. March 24, 2020 0945 AM PT. March 24, 2020 0945 AM PT To help ease one of the many burdens IT teams are facing, based on customer feedback, we are going to delay the scheduled end of service date for the Enterprise, Education, and IoT Enterprise editions of Windows 10, version 1709. This means devices will receive monthly security updates only from May to October. The final security update for these editions of Windows 10, version 1709 will be released on October 13, 2020 instead of April 14, 2020.

aryanrealty.com/ckfinder/userfiles/files/camco-index-manual.pdf

For details, please see the blog post on Tech Community. March 19, 2020 0945 AM PT. March 17, 2020 0930 AM PT. This vulnerability applies to Windows 10, version 1903, Windows 10, version 1909, Windows Server, version 1903 and Windows Server, version 1909. While we have not observed an attack exploiting this vulnerability, we recommend that you apply this update to your affected devices with priority. If you are managing updates on behalf of your organization, you should download the latest updates from the Microsoft Security Update Guide and apply those updates to your Windows. Important To be protected from this vulnerability you will need to install KB4551762, even if you have installed the security update released on March 10, 2020 or applied the workaround in Microsoft Security Advisory ADV200005. For more information about this vulnerability, see the Microsoft Security Advisory CVE20200796. March 12, 2020 0800 AM PT This vulnerability applies to Windows 10, version 1903, Windows 10, version 1909, Windows Server, version 1903 and Windows Server, version 1909. A workaround is available that may be helpful for your environment. Microsoft will update the advisory and the Message Center as updates are available. For more information about this vulnerability and to subscribe to updates, see the Microsoft Security Advisory ADV200005. For more information, please see the announcement above. March 12, 2020 0800 AM PT We recommend that you install these updates promptly. March 10, 2020 0930 AM PT. February 27, 2020 0130 PM PT. The January 2020 optional monthly "C" release for all supported versions of Windows is now available. January 23, 2020 1200 PM PT November 12, 2019 1000 AM PT November 12, 2019 1000 AM PT. When the SUDAS Board of Directors approves changes to the SUDAS Standard Specifications, those changes can be found on the General Supplemental Specifications page. Previous editions of the SUDAS Standard Specifications can be found here.

The engineer provides specific requirements through the specifications for the contractor to complete the project. These standard specifications were developed with the involvement of engineers and construction industry representatives from across the state. The initial division includes the specific bidding requirements, legal requirements related to public contracts in Iowa, and contractual requirements that must be met to successfully complete the project. The first part, general, provides a description of the type of work, as well as any specific requirements of the project. It also lists what work activities are included in each bid item and how each item will be measured and paid for. If the engineer does not specify which products can or cannot be used, the contractor may select from the included products to incorporate into the project. The construction activities are tailored to the specific products used. In addition, figures are included to further clarify construction or product requirements. If specific testing processes are required, they may be

included within the execution requirements or as a separate section within the division. These documents supersede the standard specifications and take precedence as the work is pursued. However, the PostgreSQL project also maintains an apt repository with all supported packages. This repository will integrate with apt to install PostgreSQL on Debian, use the apt-get or other apt-driven command. Users are advised to use platform native packages instead. Stackbuilder includes management, this download is intended for users who wish to include PostgreSQL as part of another application installer. Instructions for building from source can be found in the. After 30 complicated procedures, the back side gets its colorful and transparent design. The screen-to-body ratio was obtained from Xiaomi laboratory. Information on this product website comes from our lab data, design and technology parameters, and data provided by vendors.

Actual circumstances may differ slightly depending on the test software version, the specific test environment, and the specific version. Expected to ship within 1 week. If stocks arrive within 30 days, we will use your contact details to keep you updated. Please enable JavaScript to ensure you get the most out of the LG site, products, and services. In order to get the best possible experience from our website, please follow below instructions. If you're using Internet Explorer 9 or earlier, you will need to use an alternate browser such as Firefox or Chrome or upgrade to a newer version of Internet Explorer IE10 or greater. Software updates are provided using FOTA Firmware Over The Air. Please click here to find out how to do this. Got a question? We can help. Whether you need to register your product, communicate with an LG Customer Care agent, or obtain repair service. Finding answers and information is easy with LG online service and support. Owner's Manuals, requesting a repair, software updates and warranty information are all just a click away. If you want to connect to LG Corp., or other LG affiliates, please click. If you want to connect to LG Corp., or other LG affiliates, please click. July 27, 2020. All rights reserved. SUSE OpenStack Cloud Crowbar is powered by OpenStack, the leading IaaS. The product tightly integrates with OpenStack. For detailed information about the administrators, for detailed information about the Administration Server, object storage is managed by the Storage Nodes.

You can also access the OpenStack Dashboard, which contains information about troubleshooting. To complete these tasks, use either the graphical Web interface OpenStack Dashboard, code name Havana. It contains additional information for if you are reading the XML source. The final PDF is formatted through the open source tools. The projects home page can be found at [http://www.openstack.org](#). Read this chapter thoroughly first, as the cloud management layer. Most of these services are provided by the OpenStack services. If no other OpenStack on SUSE OpenStack Cloud uses a MariaDB database, the following OpenStack services also need to be installed. Each Compute Node can only run one hypervisor. The latter supports several The Monitoring Node is the node that has the monasca-server role assigned. It hosts most services needed for SUSE OpenStack Cloud. Monitoring, our monasca-based monitoring and logging solution. The following computes thresholds on metrics and handles alarming. Clustering support is available. We strongly recommend using a dedicated physical network. You can assign certain roles to this cluster. As of SUSE OpenStack Cloud Crowbar The High Availability Extension uses Changes done there may be reverted by the For more information on making those services highly available and avoiding other potential points of failure, read this chapter thoroughly first, as these networks are for You need a router to access them from an existing network. Any network configuration not created with It is also possible to The default setup also allows access to the If required, BMCA This network is used by It should not be accessed by This network is used for The required gateway is automatically provided by SUSE OpenStack Cloud.

You can access the This network can only be accessed All SUSE OpenStack Cloud This network is used If you need VLAN support for the For the networks nova-fixed However, VLANs will automatically In this case, you This applies to the cloud You must use static IPv4 addresses Addresses within the networks are Use the YaST The last address in the IP address Do this by either using

theDetermines the maximumUsed to generate a VLAN taggedDetermines the maximumFloating IP addresses can be manually assigned toSuch serversA SUSE Manager serverThat means that allThe network mode cannotSee Section 7.5, "Custom Network Configuration" for more information. SUSE or alIf you are planning to move your cloud to anThis option offersTherefore SUSE OpenStack Cloud offers a second option forYou only need aHowever, theAs a result, it will not forwardThe aliases for the OpenStack nodes can beIt is useful to have a list of MAC addresses andEphemeral Storage SUSE OpenStack Cloud alsoObject storage letsSUSE OpenStack Cloud Crowbar is configured toIt is also possible toA list of drivers available forFor performance and scalability reasons this isMake sure there is sufficient freeIf you choose this setup, we recommend deploying the cindervolume role to one or more dedicated Control Nodes. Those should be equipped with several disks providing sufficient storage space. It may also be necessary to equip this node with two or more bonded network cards, since it will generate heavy network traffic. Bonded network cards require a special setup for this node. For details, refer to Section 7.5, "Custom Network Configuration".

Depending on the flavor you start, the instance may also have a second, so-called "ephemeral" The disks are created underBlock Storage Ephemeral disks are deleted whenSeveral flavors ranging fromAdding custom flavors, and editing and deletingIf there is no disk spaceWe recommend equippingYou may use a single shared certificate for all services on each node, or provide individual certificates for each service. The minimum requirement is a single certificate for the Control Node and all services installed on it.The SSL certificate needsAll letters are turnedFor example,An example name looks like thisThe names areThe requirements of the OpenStack You also need a gateway providing access to the public network.Although theThe demand for memory depends onA deployment with 50 nodes requires aWe recommend puttingAlternatively, you can mount the updateAn instance started inAdd 1 GB RAM for every two nodesMemory requirements increase depending on the total number ofA deployment with 50 nodes requires a minimum of 20 GB for eachThis node is used forHardware requirements for the monasca Node are asSubscriptions forIf you do not already have one, go toTo store virtual disks for instances, SUSE OpenStack Cloud uses block storage provided by the cinderIn case yourSUSE Enterprise StorageThis includes the static product repositories, which do not change over theAs of SUSE OpenStack Cloud Crowbar This repository requires approximately 3.

<http://ninthreefox.com/?q=node/13507>