

BUSH

DAB+/FM/AM Digital Radio



TR82DAB

Instruction Book

Toll Free Warranty and Service: 1800 509 394
The Gold Technical Support Line: 1902 215 259
(Charges will apply if call is made to gold technical support only)

File Name: bush tr82dab manual.pdf

Size: 3692 KB

Type: PDF, ePub, eBook

Category: Book

Uploaded: 21 May 2019, 13:44 PM

Rating: 4.6/5 from 788 votes.

Status: AVAILABLE

Last checked: 18 Minutes ago!

In order to read or download bush tr82dab manual ebook, you need to create a FREE account.

[Download Now!](#)

eBook includes PDF, ePub and Kindle version

☐ [Register a free 1 month Trial Account.](#)

☐ [Download as many books as you like \(Personal use\)](#)

☐ [Cancel the membership at any time if not satisfied.](#)

☐ [Join Over 80000 Happy Readers](#)

Book Descriptions:

We have made it easy for you to find a PDF Ebooks without any digging. And by having access to our ebooks online or by storing it on your computer, you have convenient answers with bush tr82dab manual . To get started finding bush tr82dab manual , you are right to find our website which has a comprehensive collection of manuals listed.

Our library is the biggest of these that have literally hundreds of thousands of different products represented.



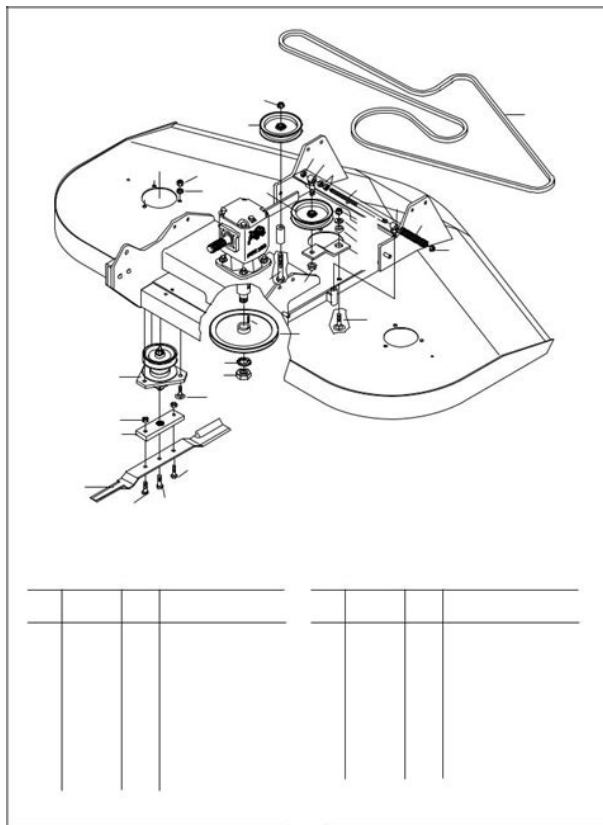
Book Descriptions:

bush tr82dab manual



The. Page 2 Bush TR82DAB. Introduction Your safety is very important. Please therefore, ensure you read the "Safety Instructions" before you operate this In the unlikely event that your product fails to work normally, please call one of our qualified service engineers on BUSH Warranty 1800 509 394 Safety Instructions You must keep it away from dripping or splashing water. This may cause the unit to Contents This is because waves do not behave in an This way you can read the name of the DJ, artist, song title or any other. Page 7 Getting Started Bush TR82DAB. Getting Started. You may wish to keep the packaging for future use. Inside the box you will find Then connect the power lead to the mains When DAB Mode is Then carefully This may take a few minutes. As new stations are often added or A bar graph will be display will searching and will indicate the number of stations found These are defined as follows. Playing a Preset Station Channel and Frequency This is the transmission frequency of the station you are listening to. The indicator on the Stations with signal strength below the minimum signal level will not provide a steady stream of audio. Button will enter the Menu control. This function enables you define how the stations are arranged when scrolling the station list. Dynamic Range Control. DRC adds or removes a degree of compression to compensate for the difference in the dynamic range between radio You may hear Do not attempt to To adjust the volume turn the volume wheel, located on the top of the radio. To increase the volume turn it to the The tone dial is used to alter the audio output of the DAB digital radio between a high treble and low bass Troubleshooting. If a fault occurs, first check the points listed below before taking the radio for repair. If you are unable to solve a WARNING Under no circumstances should you try to repair the unit yourself, as this would invalidate the warranty. Warranty. Please keep your receipt as proof of purchase. http://forexed.ru/upload_picture/dell-e172fpb-service-manual.xml

- **bush tr82dab manual, bush tr82 dab radio manual, bush tr82dab manual, bush tr82dab manual pdf, bush tr82dab manuals, bush tr82dab manual download, bush tr82dab manual free.**



This product is warranted for any defect in the materials or This product is for normal domestic and office use only. You are entitled to a You are also entitled to have the goods repaired or replaced if the goods fail to be of acceptable quality and the. However, if you do not want to take up too much of your disk space, you can always download it in the future from ManualsBase. The option to print the manual has also been provided, and you can use it by clicking the link above Print the manual.If you want to quickly view the content of pages found on the following pages of the manual, you can use them. Safety is important Your safety is very important. Please therefore, ensure you read the "Safety Instructions" before you operate this unit. Warranty In the unlikely event that your product fails to work normally, please call one of our Safety Considerations Ensure that the power cable and other connected cables are protected and are positioned so that they are not likely to be walked on, pinched or damaged. Do not position the unit in areas where it may experience humid or damp conditions. Do not allow the unit to get wet. You must keep it away from dripping or splashing water. Never allow chiThis is because waves do not behave in an orderly fashion, but bounce and reflect off buildings etc.Make sure it is not subject to vibrations or movement. Avoid the following locations Where it will be close to heat radiating sources. Where the humidity will be high The radio will begin automatically and will store all available stations. A bar graph will be display will searching and will indicate the nuSignal Information Shows the digital bit rate and the signal mode. Signal Strength Shows a signal bar with the strength of the current station you are listening to. The indicator on the signal bar shows the minimum acceptable signal level. Stations with signal strength below the minimum signal level will not provide a steady stream of audio.<http://tibbelit.se/userfiles/dell-e171fpb-monitor-manual.xml>

DAB+/FM/AM Digital Radio**TR82DAB****Instruction Book**

Toll Free Warranty and Service: 1800 509 394
 The Gold Technical Support Line: 1902 215 259
(Charges will apply at \$220 per month for gold technical support only)

For example, a station broadcasting popular music may a high level of compression applied since the emphasis is on a constant high listening level, whereas a station broadcasting classical music will have little or no compression as the listener requires all of the highs and lows in the music to define the detail. There are thrWhen the pointer is horizontal you have either reached the start, or end of the frequency range. Do not attenIf you are unable to solve a problem by following the below hints we suggest you consult you retailer or service professional. WARNING Under no circumstances should you try to repair the unit yourself, as this would invalidate the warranty. PROBLEM POSSIBLE CAUSE SOLUTION No Sound Your Headphones may be Disconnect your Headphones from connected. the unit. This product is warranted for any defect in the materials or workmanship for one year after the original date of purchase. This product is for normal domestic and office use only. This warranty does not cover damage from misuse or neglect, accidental damage, vermin infestation, excessive voltages such as lightning or power surges or any alteration that affects the performance or reliability of the product. Our. I wanted to write the review on Argos website but it did not allow me to. I bought the radio for my 85yr old mum whos got Dementia to listen to Premier Radio, a Christian channel. Totally Totally useless for any channel on AM. Not clear even if you manage to get a channel. Great disappointment and total waste of money Purchased in December 2019 at Argos. Like Share More Similar opinion. Write a review on ProductReview.com.au ! ninn South East Queensland, QLD 6 reviews Bought directly from Bush online got a great price to seen them previously in retrovision when it was going but never got one. Highly recomend them they are usually around 100 dollars but sometimes you can get some specials online come in diff colours to Date Purchased Jan 2017 Like Share More Similar opinion.

Write a review on ProductReview.com.au ! Find out how Bush TR82 Retro Style compares to other Digital Radios Know better, choose better. Compare all Philbrand Greater Melbourne Outer, VIC 43 reviews 34 likes For the simple reason i get no continuous digital coverage, twenty seconds at best with breaks of over ten minutes in between. Have tried another brand and results are mirrored which eliminates a problem with the wireless. As a fm radio it is brilliant the sound quality is superior to my hifi stereos wireless and it looks great. Date Purchased Dec 2016 Like Share More Similar opinion. Write a review on ProductReview.com.au ! hotkiwi Perth, WA 40 reviews 26 likes Not too impressed with the digital part of it, normal FM is just as good and I even like to listen to

AM sometimes even more of a retro feeling. Can recommend this radio if you want an easy portable good sounding transistor and close your eyes and dream of good old days gone by. 1 like Share More Similar opinion. Write a review on ProductReview.com.au ! John Exner Staff member diagnosed the problem as in the lead and replaced it. Now radio works well and does not drop out. Classy and great sound. Still not conversant with the digital side of things maybe no or poor reception but more happy. 1 like Share More Similar opinion. Write a review on ProductReview.com.au ! Dutchess After researching and looking for a new radio I chose this one originally based on its looks. However, this is a Great radio, easy to set up, good sound and easy to use. Looks great in the kitchen too 1 like Share More Similar opinion. Write a review on ProductReview.com.au ! Brisbane Brisbane 2 reviews 2 likes It is a fashionable looking Radio and it has AM as well. I plug my smartphone and MP3 into it and it sounds awesome. It even has numerous one touch select buttons for your favourite stations. The big round manual station select dial in the front really works. 2 likes Share More Similar opinion. Write a review on ProductReview.

Radio
950


Supplies in The Window of
Electrical Traders, April 1, 1950

950

"TRADER" SERVICE SHEET
950

BUSH
DAC90

A/C/D.C. Transportable
2-band Table Superhet



CIRCUIT DESCRIPTION

The radio is a 2-band superheterodyne (A.C. and D.C.) with a variable volume (V.V.) control. It features a 2-band superheterodyne circuit with a 455 kHz intermediate frequency. The circuit includes a 6X4 vacuum tube for the detector and converter, and a 6X5 vacuum tube for the audio amplifier. The radio is designed for both A.C. and D.C. operation.

COMPONENTS AND VALUES

RESISTORS	Value	Capacitors	Value
R1	100K	C1	0.001
R2	100K	C2	0.001
R3	100K	C3	0.001
R4	100K	C4	0.001
R5	100K	C5	0.001
R6	100K	C6	0.001
R7	100K	C7	0.001
R8	100K	C8	0.001
R9	100K	C9	0.001
R10	100K	C10	0.001
R11	100K	C11	0.001
R12	100K	C12	0.001
R13	100K	C13	0.001
R14	100K	C14	0.001
R15	100K	C15	0.001
R16	100K	C16	0.001
R17	100K	C17	0.001
R18	100K	C18	0.001
R19	100K	C19	0.001
R20	100K	C20	0.001
R21	100K	C21	0.001
R22	100K	C22	0.001
R23	100K	C23	0.001
R24	100K	C24	0.001
R25	100K	C25	0.001
R26	100K	C26	0.001
R27	100K	C27	0.001
R28	100K	C28	0.001
R29	100K	C29	0.001
R30	100K	C30	0.001
R31	100K	C31	0.001
R32	100K	C32	0.001
R33	100K	C33	0.001
R34	100K	C34	0.001
R35	100K	C35	0.001
R36	100K	C36	0.001
R37	100K	C37	0.001
R38	100K	C38	0.001
R39	100K	C39	0.001
R40	100K	C40	0.001
R41	100K	C41	0.001
R42	100K	C42	0.001
R43	100K	C43	0.001
R44	100K	C44	0.001
R45	100K	C45	0.001
R46	100K	C46	0.001
R47	100K	C47	0.001
R48	100K	C48	0.001
R49	100K	C49	0.001
R50	100K	C50	0.001
R51	100K	C51	0.001
R52	100K	C52	0.001
R53	100K	C53	0.001
R54	100K	C54	0.001
R55	100K	C55	0.001
R56	100K	C56	0.001
R57	100K	C57	0.001
R58	100K	C58	0.001
R59	100K	C59	0.001
R60	100K	C60	0.001
R61	100K	C61	0.001
R62	100K	C62	0.001
R63	100K	C63	0.001
R64	100K	C64	0.001
R65	100K	C65	0.001
R66	100K	C66	0.001
R67	100K	C67	0.001
R68	100K	C68	0.001
R69	100K	C69	0.001
R70	100K	C70	0.001
R71	100K	C71	0.001
R72	100K	C72	0.001
R73	100K	C73	0.001
R74	100K	C74	0.001
R75	100K	C75	0.001
R76	100K	C76	0.001
R77	100K	C77	0.001
R78	100K	C78	0.001
R79	100K	C79	0.001
R80	100K	C80	0.001
R81	100K	C81	0.001
R82	100K	C82	0.001
R83	100K	C83	0.001
R84	100K	C84	0.001
R85	100K	C85	0.001
R86	100K	C86	0.001
R87	100K	C87	0.001
R88	100K	C88	0.001
R89	100K	C89	0.001
R90	100K	C90	0.001
R91	100K	C91	0.001
R92	100K	C92	0.001
R93	100K	C93	0.001
R94	100K	C94	0.001
R95	100K	C95	0.001
R96	100K	C96	0.001
R97	100K	C97	0.001
R98	100K	C98	0.001
R99	100K	C99	0.001
R100	100K	C100	0.001

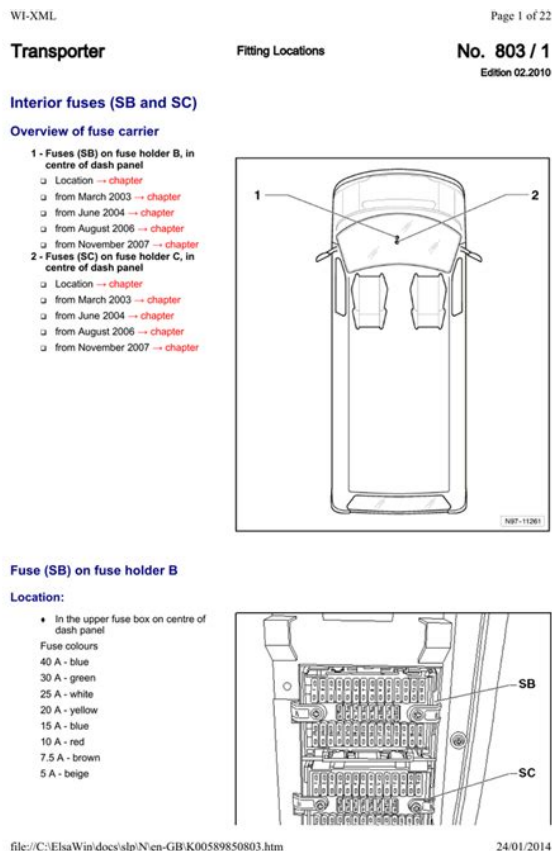
For more information remember www.savoy-hill.co.uk

<http://www.drupalitalia.org/node/78377>

com.au ! Other Digital Radios Previous Sony ICFC1 5.0 1 Makita DMR108 4.7 3 Philips AJ2000 4.5 2 Sangean WFR28 3.6 5 See all Digital Radios Next Ian A Logan Village 2 reviews 11 likes Sound breaks up or stops for seconds at a time making it impossible to follow a conversation or listen to music. Usually switch to an FM programme or turn off altogether. Sorry we bought Digital altogether. 1 like Share More 1 comment Ian A 4 years ago 12 month later it has packed up altogether. Like Report Similar opinion. Write a review on ProductReview.com.au ! Find out how Bush TR82 Retro Style compares to other Digital Radios Know better, choose better. Compare all MetalGodz Hunter Region, NSW 48 reviews 26 likes Like Report Similar opinion. Write a review on ProductReview.com.au ! NothappyJan Melbourne 2 reviews 4 likes Will not be buying Bush again. Sound was good for the short time it actually worked Everything else.stopped working x2! Also be aware unit is quite large for a radio. 2 likes Share More 1 comment monaromonaro 6 years ago Disappointing for you. Like Report Similar opinion. Write a review on ProductReview.com.au ! happyegas Victoria 6 reviews 5 likes Turned it on like i usually do in the mornings and the blue LCD screen had gone all jumbly, full of characters. Poor Product, Poor Customer Service, Buyer Beware!!

You'd think something like this would be lasting for at least 10 years. Sounds like the problem might have been similar to what I had experienced, but only after two uses. As per my comments in my own thread, below. Like Report Similar opinion. Write a review on ProductReview.com.au ! monaromonaro Metropolitan Adelaide, SA 38 reviews 27 likes As a result of the reviews at this page and also from other places on the net I went out today and purchased one of these radios from JB HiFi with two gift cards I had been given last Christmas. I tested the radio out earlier this afternoon. So far so good.

<http://apartments-ivica.com/images/boxxer-427-manual.pdf>



I live in a rural area where according to the DAB website I should not be receiving DAB reception. I did in fact test out the digital reception with a radio which I had borrowed from my mother and it worked well, so as to ensure I could receive digital reception before making my purchase today. The Bush TR82s digital reception is excellent. The FM reception is excellent. However, the AM reception is poor; this being no different to other radios in our house, owing to our rural location. Of course this is not a fault of the radio. This is one of the reasons I purchased this radio because I am able to plug my mp3 player, via a cable into this radio and listen to music. As has been posted previously at this site, the radios footprint is quite large. As a result, I could not determine what was on the display. I contacted the JB HiFi store from where I had purchased the radio. They instructed me to return the product to them, in order to swap it for another unit. I did this last weekend. I can not complain about the after sales service which JB HiFi provided to me. Thanks JB HiFi. Like Report monaromonaro 6 years ago The replacement radio went back to the store this morning and I have been given my money back. The replacement radio had an electrical humming sound coming from it when the power switch on the radio was turned off, but the mains power outlet was turned on. I spoke to Bush Australia and they said I should return the radio to the place of purchase. The sales assistant tested another radio, of the same type and for some reason the unit would not power up and then eventually it would, but then it took a length of time to power

up again. I decided that enough was enough and I asked for my money back. I looked at other radios in the store but nothing was to my liking. I can not fault the service I have received from JB HiFi to resolve my issues. Like Report Similar opinion. Write a review on ProductReview.com.au !

<http://genlab-sports.com/images/boxxer-manual-2009.pdf>



Miklos73 WA, 6057 20 reviews 4 likes So I bought this one from the same store my mate got it Dick Smiths in Midland. This was in February 2013. But with the older, nondigital trans. Read more missions coming to an end very soon April 2013 in WA these features will, obviously, be redundant. So, how does the DAB side of things work with this rig. Exceedingly well! Its fairly easy to tune, all the controls are in the top recess, under the carry handle. I found programming DAB channels into memory a little tricky, as there are just 5 preset buttons, yet 10 preset memories offered. I got the hang of it, without need to consult the user manual. The sound quality is most certainly acceptable; nice bass, which is never tinny, with sufficient treble, that never saturates. There's an old school tone control, which is a genuine analogue pot remember them as is the volume control. To boot, the volume knob, when turned right down, terminates in a click, which turns off the power..ahh memories. An ideal gift for older relatives, who are technophobes. They'll love the ancient! design and look of this receiver. Like Share More Similar opinion. The digital display is good for knowing what station you are on. I was surprised how large it is though surely a lot larger than necessary so make sure you check the measurements before you buy to see if you are happy with the size. Sound quality, digital display Quite large Like Share More Similar opinion. Write a review on ProductReview.com.au ! Find out how Bush TR82 Retro Style compares to other Digital Radios Know better, choose better. Lost instructions Like Share More 1 answer Philbrand 5 months ago Try google, almost every manual written is on there, normally in PDF form Like Report Gareth T asked 2 years ago My bush tr82 dab is not working. The screen is blue but nothing else and no buttons work can anyone help thanks Like Share More 2 answers Philbrand 2 years ago Sorry can not offer any help only to say mine died a similar death.

Did you also find it stopped for longer intervals while not picking up a signal Like Report Kangadude 2 years ago I sent my old one in for repair to Bush or find a local repair. Some old guys still fix radios use google Like Report John asked 3 years ago How do you tune in the back to receive channel. Like Share More 2 answers Philbrand 3 years ago Select your band, db am FM then auto this will automatically scan for stations or you can select manual and add stations yourself Like Report

hotkiwi 3 years ago Tune in the back. Register now and take advantage of ProductReviews Brand Management Platform. Manage this listing ProductReview.com.au has affiliate partnerships. TIA Answer Save 1 Answer Relevance Beacher Lv 7 1 decade ago Favourite answer Bush radio manuals and also spare parts can be obtained from alba bush goodmans, you can phone them on 0208 787 3100 Their full address is Alba radio PLC Spare parts department No 12 Thames road. Barking Essex IG11 OH2 Good luck. Sources 0 0 Still have questions. Get answers by asking now. Join Trending questions Trending questions Are vinyl records mastered differently to cds and digital downloads 6 answers What's the problem with my Infinity speakers 5 answers Can one record an acoustic guitar with a dynamic microphone such as the Sure SM57 5 answers how come you cant get free downloads on movies, games, or music you have bought that have been damaged by cd rot why buy them again 7 answers Whats the best brand for earphones 3 answers Answer questions Answer questions Music sounds weird. Headphone Recommendations. How can I play an ipod nano on speaker How do I download music off from my iPod Touch 4th generation. Terms Privacy AdChoices RSS Help About Answers. Community Guidelines. Leaderboard Knowledge Partners. International sites. Thank you for choosing FixYa to assist you with your request. Just click on the link below to retrieve your owners manual. It will be downloaded to a pdf file.

<https://riverasphotovideo.com/wp-content/plugins/formcraft/file-upload/server/content/files/1626e4020b5b7b---4-bit-synchronous-counter-lab-manual.pdf>

Thank you for choosing FixYa as your onestop solution spot for problems, questions, concerns or requests. We hope that you find what youre looking for. Please visit our website in the future. Have a good morning, afternoon, evening or night; whatever time of day you are viewing this solution post. Jun 02, 2011. Due to updates, over time, that have been made to the site and the age of this article, this post may not display correctly. In particular images may be missing or product reviews display incorrectly.If this is the case and youd particularly like me to fix it, then please reach out to me on. These days they are more known as budget brand and in 2008 they were bought by Home Retail Group, the owners of Argos. Bush Dab Radio Although Argos now sell a LOT of Bush products, they are still available elsewhere. I have a retro remake of a classic Bush radio as well as a more modern DAB radio. Bush Dab Radio Tr 2003 Manual Pdf I've read the manual and it makes no mention of why this might happen. Although the radio is a good few years old and well out of warranty I'm loath to get rid of what is otherwise a perfectly good radio and was quite expensive when I bought it. Maybe it's a simple button press that will restore the screen. Unfortunately, probably because of the buyout by Home Retail Group none of Bush's contact details including website work. So, I contacted Home Retail Group. They gave me the number of their customer services, but they told me I needed to speak to Argos customer services. Speaking to them, I came across the following problems. Unless it's an Argos product this may be, may not be they're not interested. Oct 31, 2008 Bush TR2003 DAB Digital Radio Seeing Is Buying Video from website www.seeingisbuying.com. View and Download Bush TR82DAB instruction book online. TR82DAB Radio pdf manual download. Radio Bush DAB1507 Instruction Manual. They don't support radios, even if it was bought from them.

They don't appear to realise that Bush is their own exclusive brand As a result I got nowhere. Now, bearing in mind that Bush still sell radios, this begs the question as to where you get technical support. I certainly don't know. I contacted Home Retail Group about this last week but have yet to receive a reply. I recently placed an order with Argos for two BUSH products. An under counter Freezer and a 5.1 DVD Home Theatre kit. On delivery I found the door of the Freezer badly damaged, so I phoned Argos who put me through to a woman from BUSH called Sarah. I explained I worked nights and live alone, so would it be possible to arrange the engineer visit of an afternoon. She quite rudely stated that "You cannot tell me when you're going to have a visit. It's 710 days period" I then phoned Argos and complained about her and her attitude. I then arranged for a replacement to be sent 2 days after. The Home Theatre kit came later then the Freezer by a few

hours, and after just 10 days. The DVD player packed up and stopped working. I then phoned Argos to complain and arrange a replacement. Stating the problems I had with the Freezer and the attitude of BUSH. A replacement was sent and upon opening the new kit, I found the SubWoofers were broken. Again I phoned Argos and complained and stated I was intending to get my money back for the Home Theatre kit. I then asked the young lady at Argos, if these BUSH products are faulty and do they get many complaints or returns of the broken items. No answer was given, but she said to take up a complaint with BUSH direct, after half an hour on hold trying to reach BUSH I gave up. Mark, Could I ask what particular product this was. I have tried two 3D players from Argos, a Hitachi and a Bush, both would not play 3D on my Bush television. I have watched 3D on the television via BT Vision without any problems.

As the menus on the 2 players are identical, I suspect these products have the same chassis and are just rebadged as to manufacturer. I found Argos Technical support useless, just send back one or other of the products until it works. If there are software issues, it appears that this will not resolve them. Both were sold at reasonable prices, yet both the TV and DVD are now not available, so I'll end up paying much more than I want to. From your comments I get the impression they are unloading these products knowing there are issues with them. Would you like to try it too Please try again later. Something went wrong. Get the item you ordered or your money back. Bluetooth Yes. GLOSS WHITE. 3.5mm Headphone Jack Yes. Display Type LCD. Digital Sound Processor Yes. User Agreement, Privacy, Cookies and AdChoice Norton Secured powered by Verisign. You must have JavaScript enabled in your browser to utilize the functionality of this website. Some brands are delivered Australia Wide e.g. LG or DeLonghi. To see if you qualify for a Metro Delivery, enter your postcode in 'Calculate Shipping' and press the Calculate button. To see if you qualify for a Sydney Metro Delivery, enter your postcode in 'Calculate Shipping' and press the Calculate button. If you are in Sydney Metro and the service is not specified, the delivery will be Box Drop Off Only. NOTE Plumbing is not part of any fridge installation. This service is only available to Sydney metro areas at an additional cost. This special service is carried out by licensed professionals only. It does not include any structural work or upgrade to plumbing, electrical or carpentry work. Regional areas not included. However, if the existing service is not deemed safe, or does not have the correct connections, the installation will not be completed. However, no service will be available for Saturday and PreScheduled Public Holidays.

Products that are returned without our prior instructions and are lost in transit will be assumed as not being returned. An inspection might be required via the manufacturer's service agent and the outcome will be based on their warranty terms and conditions. Customer service will assess the damage and if applicable will organise an exchange, refund or credit. StaxAppliances will pay the freight cost small appliances only if the product is being returned by supplying an Australia Post Return Label. Goods must be returned complete in their original packaging. You will need to attach the label and take the goods to the Post Office for despatch. Replacements cannot be dispatched until damaged goods are received. StaxAppliances will not be responsible for additional damage during the return process. We will endeavour to supply you with the product or products you have ordered in good condition. For larger appliances an inspection might be required via the manufacturer's service agent and the outcome will be based on their warranty terms and conditions. Please note that StaxAppliances will endeavour to rectify any return enquiries to the best of our ability, product availability and resources available to us. If the product returned is not deemed faulty it will be returned back to the customer, return charges may apply. If the product is deemed faulty you will have the option of an exchange or refund. All our brands are sourced directly from the distributor in Australia and products come with the Full Manufacturers Warranty. Our friendly staff will be happy to answer any questions you may have. We endeavor to answer all questions within 24hrs Monday-Friday. Please check your inbox, and if you can't find it, check your spam folder to make sure it didn't end up there. Please also check your spam folder. Replace only with the same or

equivalent type. It is the responsibilities of the user to correct such interference. Dangerously high voltages are present inside the TV.

Do not open the cabinet. Refer servicing to qualified personnel only. Do not use liquid cleaners or aerosol cleaners to clean the display. Inadequate ventilation may shorten the life of the display unit and cause overheating. Install in accordance with the manufacturers instructions. If you are not sure of the type of power supplied to your home, consult your dealer or local power company. Servicing is required when the apparatus has been damaged in any way, such as powersupply cord or plug is damaged, liquid has been spilled or objects have fallen into apparatus, the apparatus has been exposed to rain or moisture, does not operate normally, or has been dropped. Please, make sure to connect the power plug to the wall outlet socket after connecting the TV to the adapter! The manufacturer's warranty does not cover user abuse or improper installations. Do not cover the ventilation openings on the back cover. Avoid heat, direct sunlight and exposure to rain or water. The equipment shall not be exposed to dripping or splashing. Insert the 2 batteries supplied Type AAA 1.5V. If the LED colour is Blue, means the TV set is power on. If the LED colour is Red, which means this TV set is in standby state. The TV will be turned on in a minute with display on the screen. Use the white and red connectors to connect the external audio from the same source. I have not used this radio yet and need to know how before departure. Is it possible to. Can you help Thanks, Peter Got one from a friend. If you feel any difficulty in. I eventually found that you can access the alarm setup menus by pushing the alarm button while the radio is Hi there go here and download the manual. Purchased radio at car boot sale. Works fine just need instruction manual. Have a look on the bush web site. Clock Radio Bush BCR31DAB Instruction Manual. BCR35DAB Introduction Thank you for buying this BUSH product, which is designed to give you many years of troublefree service. User Manual BCR31DAB.

Grab a bargain from Australia's leading home appliance store. We're Australia's largest online appliance retailer with a huge range of fridges, freezers, washers and more. Had misplaced it for quite a while. Cannot display a file repository this page was last modified by, who is not in the Trusted Authors list of the Smallerik File Browser plugin.

<http://www.drupalitalia.org/node/78378>