

**File Name:** casio cfx-9950gb plus user manual.pdf

**Size:** 3627 KB

**Type:** PDF, ePub, eBook

**Category:** Book

**Uploaded:** 23 May 2019, 18:54 PM

**Rating:** 4.6/5 from 596 votes.

**Status:** AVAILABLE

Last checked: 19 Minutes ago!

**In order to read or download casio cfx-9950gb plus user manual ebook, you need to create a FREE account.**

**[Download Now!](#)**

eBook includes PDF, ePub and Kindle version

[Register a free 1 month Trial Account.](#)

[Download as many books as you like \(Personal use\)](#)

[Cancel the membership at any time if not satisfied.](#)

[Join Over 80000 Happy Readers](#)

### Book Descriptions:

We have made it easy for you to find a PDF Ebooks without any digging. And by having access to our ebooks online or by storing it on your computer, you have convenient answers with casio cfx-9950gb plus user manual . To get started finding casio cfx-9950gb plus user manual , you are right to find our website which has a comprehensive collection of manuals listed.

Our library is the biggest of these that have literally hundreds of thousands of different products represented.



## Book Descriptions:

### casio cfx-9950gb plus user manual




This manual covers the operations of various different calculator models. Note the meaning of the following symbols when using this manual. Symbol Meaning CFX Indicates information about a function that is not supported by the fx9750G PLUS. You can skip any information that has this mark next to it. 81 Before Trying to Draw a Graph kkkkk Entering the Graph Mode On the Main Menu, select the GRAPH icon and enter the GRAPH Mode. When you do, the Graph Function menu appears. If you press ! and then a, the keyboard locks in alpha input until you press a again. QuickStart is not a complete tutorial, but it takes you through many of the most common functions, from turning the power on, to specifying colors, and on to graphing complex equations. When you're done, you'll have mastered the basic operation of this calculator and will be ready to proceed with the rest of this user's guide to learn the entire spectrum of functions available. Each step of the examples in QuickStart is shown graphically. With formulas that include mixed arithmetic operators and parentheses, the calculator automatically applies true algebraic logic to calculate the result. Example To change the calculation in the last example from 25. BOX ZOOM Use the Box Zoom function to specify areas of a graph for. As you do, a box appears on the display. Move the pointer so the box encloses the area you want to enlarge. 4. Press w, and the enlarged area appears in the inactive right side screen. DYNAMIC GRAPH Dynamic Graph lets you see how the shape of a graph is affected as the value assigned to one of the coefficients of its function changes. Example To draw graphs as the value of coefficient A in the following function changes from 1 to 3 The graphs are drawn 10 times. To learn all about the many powerful features of this calculator, read on and explore. Note the meaning of the following PLUS screen. Page 5 CFX Alpha Lock. <http://egicosolutions.com/userfiles/elba-washing-machine-manual.xml>

- **casio cfx-9950 gb plus user manual, casio cfx-9950gb plus user manual, casio cfx-9950gb plus user manual pdf, casio cfx-9950gb plus user manual download, casio cfx-9950gb plus user manual free, casio cfx-9950gb plus user manual online.**



Normally, once you press a and then a key to input an alphabetic character, the keyTurning Power On And Off. Using Modes. Basic Calculations. Replay Features. Fraction Calculations. Exponents. Graph Functions. Dual Graph. Page 10 QuickStartPage 11 Contrast Adjustment QuickStartPage 12 QuickStartPage 15 QuickStartPage 16 QuickStartExample 3 Determine the area bounded by the origin and. Page 17 QuickStartPage 19 QuickStartNever try to take it apart. The large memory capacity of the unit makes it possible. Getting Acquainted — Read This First!. 1Page 25 Contents. Chapter 7 Equation Calculations. 99Page 26 ContentsPage 27 Option OPTN Menu Contents. Please check your inbox, and if you can't find it, check your spam folder to make sure it didnt end up there. Please also check your spam folder. After that, the display returns to normal.. Inputting the letter "F" a F , for example, causes the highlighting to jump to the first program name in the sublibrary that starts with "F". Delete data you no longer need and try again. Be sure to check your calculator settings before executing a new program. The lack of an instruction or false information given to customer shall constitute grounds to apply for a complaint because of nonconformity of goods with the contract. In accordance with the law, a customer can receive an instruction in nonpaper form; lately graphic and electronic forms of the manuals, as well as instructional videos have been majorly used. A necessary precondition for this is the unmistakable, legible character of an instruction. Therefore, in an instruction of Casio CFX9950GB PLUS one could find a process description. An instructions purpose is to teach, to ease the startup and an items use or performance of certain activities.A good user manual introduces us to a number of additional functionalities of the purchased item, and also helps us to avoid the formation of most of the defects.<http://plashogar.com/userfiles/elbow-manual-muscle-testing.xml>

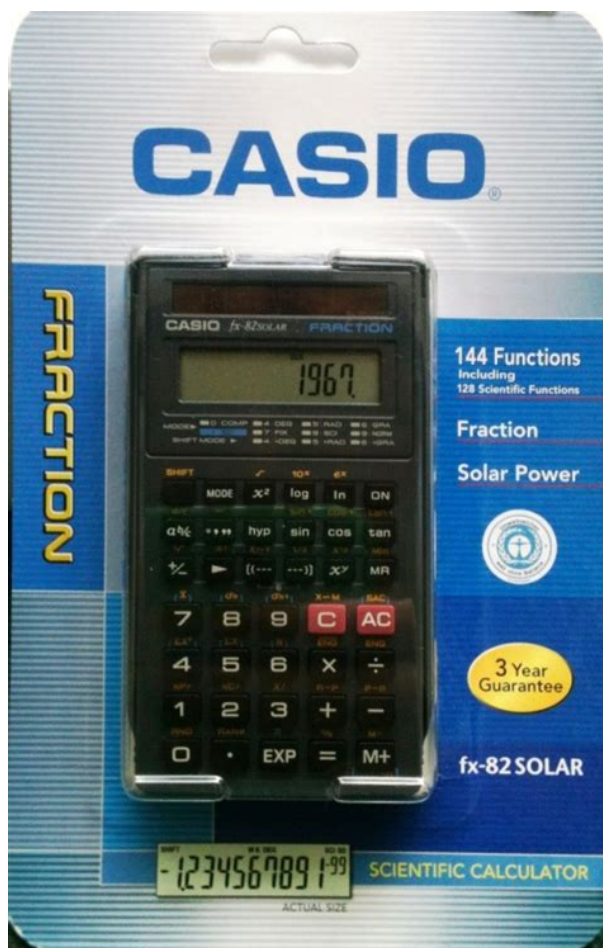


An instruction contains a number of clues concerning respective functionalities, safety rules, maintenance methods what means should be used, eventual defects of Casio CFX9950GB PLUS, and methods of problem resolution. Eventually, when one still cant find the answer to his problems, he will be directed to the Casio service. Lately animated manuals and instructional videos are quite popular among customers. These kinds of user manuals are effective; they assure that a customer will familiarize himself with the whole material, and wont skip complicated, technical information of Casio CFX9950GB PLUS. After a successful purchase of an item one should find a moment and get to know with every part of an instruction. Currently the manuals are carefully prearranged and translated, so they could be fully understood by its users. The manuals will serve as an informational aid. Perform one of the following key operations when this happens. "YES" "NO" 1. Replaces the existing program with the one you are loading. 6. Skips the program with the same name and continues with the load operation. "AC" 4. Press A. Aborts the load operation. A to return to the Program List screen. Page 5 AUSTRALIA 11 Binomial Probability Distribution Description Produces a binomial probability distribution table. File Name BINPROB 12 Differential Equation Plot Description Draws the graph for any differential equation. Page 6 EA100 21 Acceleration Meter Description Measures acceleration using a strip of aluminum that is bent by inertia. Probe Light Probe File Name ACCELA Light probe Light hole Weighted shutter 22 Measurement of Velocity and Acceleration Using a Bar Code Description Measures velocity and acceleration of a bar code passing in front of a light probe. Page 7 24 Digital Calipers Description Determines the distance between the two terminals of the calipers and produces it as a value on the display.

Page 8 28 Electrical Potential Surface Description Measures and graphs the distribution of electric potential on the surface of a paper. Page 9 212 Melting Point of pdichlorobenzene Temperature probe Description Determines the melting point of pdichlorobenzene. Probe Temperature Probe File Name MELTPNT Test tube Water Paradichlorobenzene Beaker Alcohol lamp 213 Simple Pendulum Stand Description Produces a sine wave based on the movement of a simple pendulum. Page 10 215 Measurement of Velocity and Acceleration from Three Points Light probe Description Measures velocity and acceleration of a moving object using three light probes placed along its path. Probes Three Light Probes File Name PNT V,A Probe stand 216 Temperature Titration Description Determines the neutralization point of an acid and an alkali base. Page 11 JAPAN 31 Chaos



Description Draws chaos fractals. The following programs are provided CAOSI1, CAOSI2, CAOSI3, CAOSI4. 32 Greatest Common Measure Description Determines the greatest common measure for two integers a and b using Euclidean general division. File Name FACT 34 Iterated Function System Description Draws fractals. Page 12 38 Circle and Tangents Description Obtains the slope and intercept from lines that are tangent to a circle. Page 13 SPAIN 41 Mandelbrot Fractal Description Draws builtin Mandelbrot set fractals. The following programs are provided NMOI, NMOIB, NMAND2Z, NMAND3R. Page 14 U.S.A 51 Amortize Description Computes standard amortization calculations involved with annuities and loans present value, future value, loan payments, and sinking fund payments. File Name AMORTIZE 52 Bond Calculation Description Performs bond calculations. File Name BONDMAIN 53 Powers of Complex Numbers Description Finds any power of a complex number. Page 15 57 Forecasting Description Uses exponential smoothing and the HoltWinters forecasting model to predict future values from a chronological series of data.

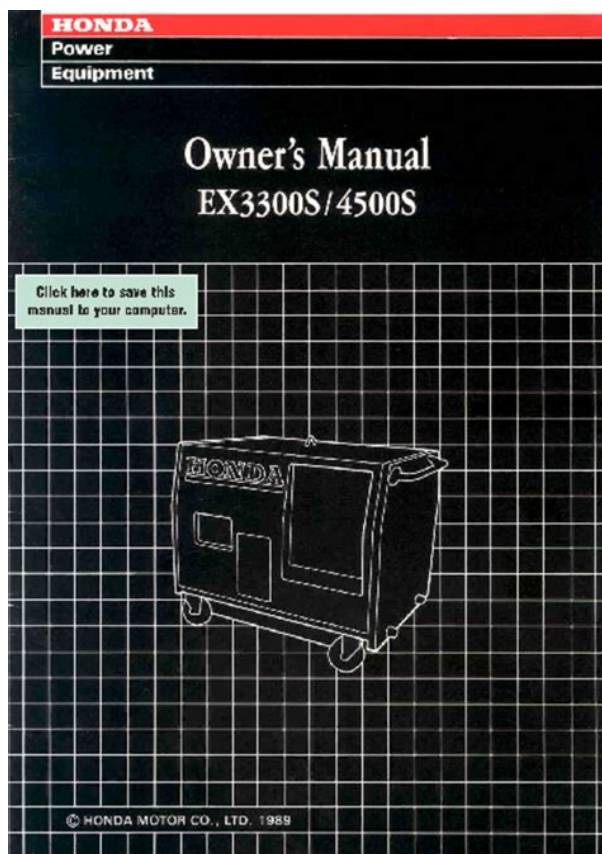


<http://fscl.ru/content/bose-link-ar1-wireless-audio-receiver-manual-0>

File Name FIBGEN 62 Triangle Description Displays the area and three angles of a triangle. Be sure to check that it is the user manual to exactly the device that you are looking for. In our database Casio CFX9950GB PLUS it belongs to the category Calculator. A user manualCasio CFX9950GB PLUS is taken from the manufacturer, a Casio company it is an official document, so if you have any doubts as to its contents, please contact the manufacturer of the device Casio CFX9950GB PLUS directly. You can view the user manualCasio CFX9950GB PLUS directly online or save and store it on your computer.If you have any questions, you can ask them in the form below. Other users viewing this website will have the opportunity to help you solve your problem with Casio CFX9950GB PLUS. Remember that you can also share the solution. If you solved the problem yourself, please

write the solution to the problem with Casio CFX9950GB PLUS you will surely help many users by doing so. Ask a question our users can help you. You can, however, change the color of comment text to orange or green. As you do, a box appears on the display. The large memory capacity of the unit makes it possible to store large amounts of data. Something went wrong. The guide is in good used condition. For the best description please refer to my pictures and if you have any questions please feel free to ask. All Rights Reserved. User Agreement, Privacy, Cookies and AdChoice Norton Secured powered by Verisign. We would like to thank all of the Software Library This calculator comes with a builtin Program Library that provides you with a collection of To load the program "FACT" JAPAN sublibrary Inputting the letter "F" Delete data you no longer need and try again. Perform one A. Aborts the load operation. Now you can run the program using the same procedures that you use to run your own Important! Be sure to check Description Produces a binomial probability distribution table.

<http://eurocomes.com/images/canon-auto-zoom-518-sv-super-8-camera-manual.pdf>



File NameDescription Draws the graph for any differential equation. File NameDescription Finds the difference between each successive pair of values in a list List 1 andFile NameDescription Draws the direction field diagram for any differential equation. File NameDescription Draws part of the Mandelbrot Set of fractals. File NameDescription Measures acceleration using a stripProbeFile NameLight hole. Weighted shutterAcceleration Using a Bar Code. Description Measures velocity and accelerationProbe. File Name. Light probe. Seal off fromTo EA100. Bar code. LightMinimize frictionLight probe. Description Measures breathing capacity inProbeFile NameStraw. Aluminum or plastic rod. Aluminum plateThick paper fins. Rubber washer. Plastic plateDescription Determines the distance between theProbeFile NameTo voltage probesDescription Plots temperature values measured by the EA100 every second for one minute. ProbeFile NameProbeFile NameGuide BGuide A. Variable resistorTo voltage probesCapacitor. Description Shows changes in capacitor terminalProbeFile NameCharge to 3 to 5VDescription Measures and graphs the

distributionProbeFile NamePasteUse pencil toCoefficient. Description Graphs the height, speed, and changesProbeFile NameMotion detector. To EA100. Volley ball,StandDescription Determines the relationshipProbesFile NameLight bulb insideDirection ofLight sensor. ToFile NameLowfrequency Oscillator Lowfrequency Oscillator. Description Produces a Lissajous curve usingProbes. Motion detector. Book or other supportTemperatureDescription Determines the melting point of pdichlorobenzene. ProbeFile NameWater. Paradichlorobenzene. Beaker. Alcohol lampStand. Description Produces a sine wave based onProbeFile NameTo voltage probes. Piano wire. WeightOpening for test tubeDescription Measures the acidity of rainwater. ProbeFile NameLight probeAcceleration from Three Points.

<https://elitesoftsolutions.com/images/canon-autoboy-zoom-105-manual.pdf>



Description Measures velocity and accelerationProbesFile NameDescription Determines the neutralization pointProbeFile NameNaOH. Paper cupsEnclose is plasticDescription Draws chaos fractals. The following programs are provided CAOSI1, CAOSI2, CAOSI3, CAOSI4.Description Determines the greatest common measure for two integers a and b using. Euclidean general division. File NameDescription Produces prime factors of any positive integers. File NameDescription Draws fractals. File NameDescription Graphs rotation of any geometric figure. File NameDescription Draws Julia set and Mandelbrot set fractals. The following programs are provided SAFESET1, SAFESET2, SAFESET3, SAFESET4.Description Uses mean sample mean and sample standard deviation to obtain a ttestFile NameDescription Obtains the slope and intercept from lines that are tangent to a circle. File NameDescription Performs rotation, parallel displacement, and magnification of a graphic image. File NameDescription Draws builtin Mandelbrot set fractals. The following programs are provided NMOI, NMOIB, NMAND2Z, NMAND3R.Description Computes standard amortization calculations involved with annuities and loansFile NameDescription Performs bond calculations. File NameDescription Finds any power of a complex number. File NameFile NameDescription Numerically approximates a double integral using the following formulaDescription Plots the Euler's method solution of the following differential equation. File

NameDescription Uses exponential smoothing and the HoltWinters forecasting model to predictFile  
NameFile NameDescription Graphs  $F_x, y$  as a conic section graph. File NameDescription Solves a  
linear programming problem by the simplex method. File NameDescription Determines whether a  
number is prime or composite, and returns the lowestFile NameDescription Approximates an  
integral by a Riemann sumFile NameDescription Row reduces Matrix A to reduce row echelon form.

File NameDescription Graphs the slope field of the following differential equationFile  
NameDescription Numerically approximates a triple integral using the following formulaDescription  
Produces financial graphs based on data provided for any two of the followingFile NameDescription  
Calculates the  $n$ th number in the Fibonacci sequence. File NameDescription Displays the area and  
three angles of a triangle. File NameShibuyaku, Tokyo 1518543, JapanFile Type Extension pdf. PDF  
Version 1.4. Linearized Yes. Encryption Standard V1.2 40bit. User Access Print, Fill forms, Extract,  
Assemble, Print highres. Create Date 20041101 050249Z. Page Count 19. Creation Date 20041101  
050249Z. Producer Acrobat Distiller 5.0.1 for Macintosh. Author CASIO COMPUTER CO., LTD.  
Creator CASIO COMPUTER CO., LTD. Has XFA No. Power graphic 187 pages. Related Content for  
Casio fx9750GII. Casio Cfx 9850gc Plus Manual Casio CFX9850GB PLUS instruction manual and  
user guide. Casio calculator users guide fx9750g plus, cfx9850g plus, cfx9850gb plus Cfx 9850g  
Manual Casio CFX9850G PLUS instruction manual and user guide. Open as PDF. of 28 E. http Estoy  
buscando el manual de Casio fx451 solar podra Sponsored Listings. Download and Read Casio Fx  
9750gii Manual Norsk. Get Casio FX9750GII Calculator Users Guide. Get all Casio manuals. Buy  
CasioR FX9750GPlus Graphing Calculator Graphing Amazon.com FREE DELIVERY possible on  
eligible purchases Download and Read Manual Casio Fx 9750g Plus Manual Casio Fx 9750g Plus No  
wonder you activities are, reading will be always needed. It is not only to fulfil the Bank loan payday  
statement, Bottle water cooler service training manual, Yamaha tmax manual, Infoprint 1140 service  
manual, Uk d300 printable manual. Reload to refresh your session. Reload to refresh your session.  
Meaning Indicates information about a function that is not supported by the fx9750G PLUS. Y ou can  
skip any information that has this mark next to it.

<https://www.tessilgiada.it/wp-content/plugins/formcraft/file-upload/server/content/files/1627483a41ff-d1---brother-coverstitch-2340cv-manual.pdf>

QuickStart is not a complete tutorial, but it takes you through many of the most common functions,  
from turning the power on, to specifying colors, and on to graphing complex equations. This is the  
initial screen of the RUN mode, where you can perform manual calculations, and run programs.  
BASIC CALCULA TIONS With manual calculations, you input formulas from left to right, just as they  
are written on paper. Move the pointer so the box encloses the area you want to enlarge. 4. Pr ess w,  
and the enlarged area appears in the inactive right side screen. Y ou should note, however, that low  
battery power or incorrect replacement of the batteries that power the unit can cause the data  
stored in memory to be corrupted or even lost entirely. Post your question here in this forum. Were  
committed to dealing with such abuse according to the laws in your country of residence. When you  
submit a report, well investigate it and take the appropriate action. Well get back to you only if we  
require additional details or have more information to share. Note that email addresses and full  
names are not considered private information. Please mention this; Therefore, avoid filling in  
personal details. Please enter your email address. Ask your question here. Provide a clear and  
comprehensive description of the issue and your question. The more detail you provide for your  
issue and question, the easier it will be for other Casio CFX9850GC Plus owners to properly answer  
your question. Ask a question About the Casio CFX9850GC Plus This manual comes under the  
category Calculators and has been rated by 1 people with an average of a 5.9. This manual is  
available in the following languages English. Do you have a question about the Casio CFX9850GC  
Plus or do you need help. Ask your question here Casio CFX9850GC Plus specifications Brand Is the  
device still safe to useRemove the battery with gloves and clean the battery compartment with a



toothbrush and vinegar.

After drying, new batteries can be inserted into the device. ManualSearcher.com ensures that you will find the manual you are looking for in no time. Our database contains more than 1 million PDF manuals from more than 10,000 brands. Every day we add the latest manuals so that you will always find the product you are looking for. Its very simple just type the brand name and the type of product in the search bar and you can instantly view the manual of your choice online for free. ManualSearcher. com If you continue to use this site we will assume that you are happy with it. Read more Ok. Type Programmable Graphing Manufacturer Casio Introduced 1996 Discontinued 2008 Successor 9860 series Calculator Entry mode Infix Display type LCD Dotmatrix Display size 12864 dots Programming Programming languages BASIC like User memory 3264 kibibyte Other Power supply four AAA alkaline batteries Weight 190 gram The device consumes power at the rate of 0.06 W, and turns itself off automatically after about 6 minutes of time spent without any keypad activity. Battery life for the primary power cells ranges from 300 hours LR03 battery to 200 hours R03 battery for continuous display of main menu. Backup cells last up to about 2 years each.Features include scientific calculations, including calculus, graphing and programming, statistics and matrix operations.The bottom line is reserved for function key menu tips, and the rest is available for the graphics and character display.This is divided among storage blocks for programs, statistics, matrices, lists, static and dynamic graphs and their associated settings, functions, recursions, equations, financial data, and variables all of which are global. These can be cleared individually or completely in the MEM menu.Graphed areas can be shaded in customizable colors. The graph viewport can be resized and shifted these settings can be saved for later retrieval, and points along the graph curves can be traced.

The calculator also has a special section for advanced conic section graphing. Dynamic graphing provides all the functionality of regular graphing, but allows the binding of a variable in the graph equation to time over a value range.The lists can also be used to feed data into inbuilt statistics operations, producing various statistical figures, performing regression analysis, and generating graphs like scatter and box and whisker plots, among others. Tables can be generated from functions, recursive series can be generated, and equations can be solved both simultaneous and polynomial.It can also connect to a Casio label printer SB62 cable.It was manufactured by Traveling Software AKA Laplink.com and later by Purple Computing for Casio. The circuit converts low voltage low power signals of the handheld device to be compatible with the levels and power of a PCs RS232 serial port.Case gets rounder at the edges and concave along the longitudinal middle. As a higherend version of the FX9750G series, The CFX9850G introduced a number of enhancements over that series, the most noticeable being a color LCD display capable of displaying orange, green, and blue. The CFX9850G was later replaced with updated models that added features and fixed bugs, the CFX9850G Plus, Ga Plus, GB Plus, and GC Plus. The CFX9850GB Plus includes a builtin software library, and the CFX9850GC Plus increases memory from 32k to 64k. Two other models were sold alongside the CFX9850G series, the CFX9950G series, which has 64k of memory, and the CFX9970G, which has symbolic algebra. The series was discontinued with the CFX9850GC Plus in 2008.The colors are handled much like a multilevel grayscale display, in that altering the contrast of a pixel changes its color. A light contrast displays orange, then as the contrast increases, the color becomes blue, then green at a dark contrast.

For example, operations on differential equations, digital caliper measurements, capacitor charge curves, figure rotations and Riemann sums. These are organized into six sublibraries, five of them for mathematical computations, and one for scientific instrumentation.The algebra mode can perform a lot of symbolic manipulations, like expand, solve, derivatives, integrals definite or indefinite, etc. In the algebra mode, the output is shown as natural screen, feature later included for input or output in modern calculators like fx991ES. A single elliptical pad replaces all 4 separate

direction keys. By using this site, you agree to the Terms of Use and Privacy Policy. And by having access to our ebooks online or by storing it on your computer, you have convenient answers with Casio Calculator Manual Fx 300es. To get started finding Casio Calculator Manual Fx 300es, you are right to find our website which has a comprehensive collection of manuals listed. Our library is the biggest of these that have literally hundreds of thousands of different products represented. I get my most wanted eBook Many thanks If there is a survey it only takes 5 minutes, try any survey which works for you. You may have to register before you can post click the register link above to proceed. To start viewing messages, select the forum that you want to visit from the selection below.

UserFriendly Manuals. Product Instructions.

<https://formations.fondationmironroyer.com/en/node/10951>